



S100 / OPMI pico

OPMI pico from ZEISS

Performance you can trust

Keeping you focused on what matters most

Whether for ear, nose or laryngeal procedures, ENT specialists around the world put their trust in the premium optical performance and proven quality they have come to expect from ZEISS for their daily work.

OPMI® pico from ZEISS offers the clarity, usability and quality you require by combining legendary ZEISS optics with user-friendly features in a compact and robust design.

From examinations to minor outpatient surgery, ZEISS OPMI pico lets you focus on what matters most – your patient.

ZEISS OPMI pico

Performance you can trust




Clarity you can see

ZEISS OPMI pico brings fine structures and details into clear view. Leading-edge visualization technologies such as LED illumination and Varioskop® 100 deliver clear visibility. More importantly, they help you to perform high-quality examinations, treatments and small outpatient surgeries with a high level of consistency.

ZEISS OPMI pico

Performance you can trust



Halogen illumination for standard applications



LED illumination for enhanced visibility

True colors

By providing well-distributed, true-to-color light that strongly resembles natural daylight, LED illumination enables better differentiation of anatomical structures and vessels – even in deep and narrow channels – in a much brighter and clearer way than halogen illumination. Virtually maintenance-free, there is no need to replace light bulbs, thereby helping to reduce costs.



Adjust the focal length during surgery with the Varioskop 100

Enhanced visibility

Apochromatic ZEISS optics and coaxially aligned illumination help to support enhanced visibility through narrow and deep channels. In addition, the Varioskop 100 objective lens provides a large field of view while also enabling fine focus within the region of interest – without moving the surgical microscope. Maintain your ideal ergonomic position by selecting a preferred working distance for ear, nose or laryngeal procedures using the positionable adjustment knob.

Usability you can feel

ZEISS OPMI pico is equipped with a user-optimized design and intelligent functions. Smart design elements such as the fully integrated HD video chain and a sensor-controlled stand-by position enable a streamlined clinical workflow. Experience a compact design and ergonomic functions in your daily work.

ZEISS OPMI pico

Performance you can trust



Always ready to go when you are

Ready to use

As a highly maneuverable manual surgical microscope, ZEISS OPMI pico is easy to use and position. Its simple, integrated design enables fast setup and easy maintenance. When moved from the stand-by position, the light and integrated HD camera are directly available for use.



Share your views in high resolution

Impressive HD quality

Utilize images to visually walk your patients through the procedure or simply share your expertise with colleagues. The integrated HD video camera delivers 1080p high-definition images with high color fidelity. Conveniently capture your images during treatments or surgical procedures with a foot control panel to further enhance your workflow.

Images courtesy of:

International Reference and Development Centre for Surgical Technology (IRDC), Leipzig, Germany

Quality you can rely on

The highest possible standards are an integral part of any surgical microscope from ZEISS. ZEISS OPMI pico is designed to optimally support you for years to come. Its design allows you to easily upgrade.

ZEISS OPMI pico

Performance you can trust



Maximum uptime

ZEISS service agreements* encompass the full range of support offerings to ensure high device uptime and workflow convenience. Services like a local service hotline, quick response or preventive maintenance ensure that you can always focus on what you do best: caring for your patients.

With its compact design, ZEISS OPMI pico is a surgical microscope you can rely on

* Service offerings can vary in different countries.
Please contact your local sales representative for more information.

**Designed with your needs in mind**

Many ENT specialists around the world face a growing need to provide higher quality care at a better value. As a high-precision, high-performance instrument, the ZEISS OPMI pico offers just the right answer – delivering reliable support day in and day out to successfully address your challenges.

Shaping medical progress again and again

As one of the world's leading medical technology companies, ZEISS has enjoyed more than 100 years of success marked by numerous product developments, milestones and gold standards – all in close cooperation with doctors. As a major driving force of medical progress, ZEISS looks forward to shaping the next 100 years.



Tailor it to your needs

ZEISS OPMI pico offers different mounting options to suit your specific working environment. It can be equipped with accessories and options according to your needs.



Comfort T hand grip

Position your ZEISS OPMI pico with a comfortable hand grip.



Endoport

Attach an existing endoscope camera.



Treatment unit

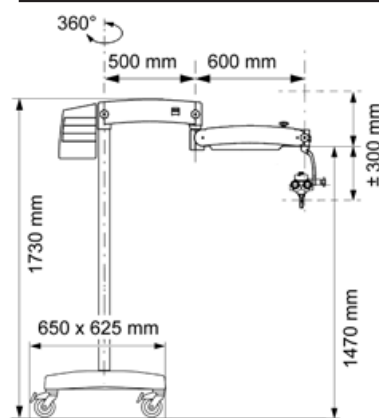
*Integrate your ZEISS OPMI pico into a treatment unit.**

Technical data

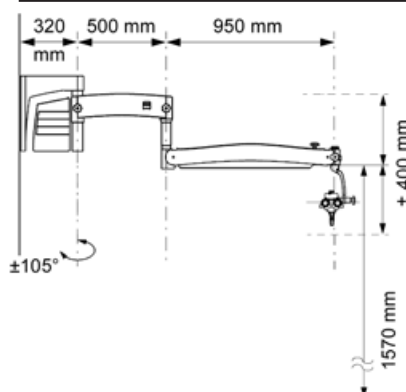
S100/OPMI pico from ZEISS

Magnification	Manual apochromatic magnification changer	●
Eyepieces	10x wide-field eyepieces	●
	12.5x wide-field eyepieces	○
Tubes	Straight tube, focal length $f = 170$ mm	●
	Tiltable tube $0-180^\circ$, $f = 170$ mm	○
	Foldable Tube $f170/f260$, incl. PROMAG function for additional 50 % magnification and integrated rotate function	○
Focus	Objective lens $f = 250$ mm	●
	Objective lenses from $f = 200$ mm to $f = 400$ mm, in steps of 50 mm	○
	Varioskop 100, focusable working distance 200-300 mm	○
Illumination system	100 W halogen illumination	●
	LED illumination	○
Hand grip	Comfort T hand grip	●
	Hand grips (front)	○
Mount mobility	120° coupling	●
	Standard coupling	○
Suspension	Floor stand	●
	Wall mount with long arm	○
	Ceiling mount	○
	Integration into treatment unit*	○
High Definition video	HD-ready 720p	○
	Full HD 1080p	○
	HD video camera live & streaming (Full HD 1080p) with recording license	○
	HD monitors	○
External video solutions	Adapter SLR camera	○
	FlexioStill Adapter for digital cameras	○
	FlexioMotion Adapter for digital camcorders	○
	Endoport*	○
Accessories	VisionGuard® Lens Protectors	○
	Surgical Drapes, sterile	○
	Sterilizable Asepsis Caps and hand grip covers	○
	Instrument tray on floor stand	○

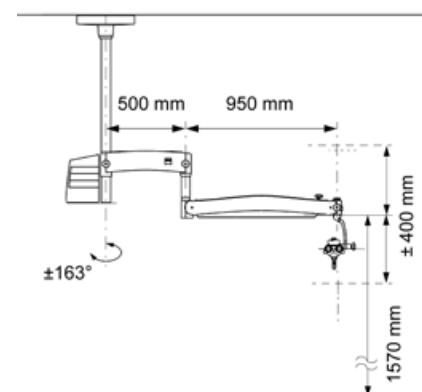
S100 floor stand



S100 wall mount



S100 ceiling mount



● Standard ○ Option

* Please contact your local treatment unit dealer for more information.



Carl Zeiss Meditec AG
Goeschwitzer Strasse 51–52
07745 Jena
Germany
www.zeiss.com/opmi-pico-ENT
www.zeiss.com/med/contacts



EN_30_010_0450IV SUR.5928 Rev C Printed in Germany CZ-IV/2018

The contents of the brochure may differ from the current status of approval of the product or service offering in your country. Please contact our regional representative for more information.
Subject to changes in design and scope of delivery and due to ongoing technical development. OPMI, Varioskop and VisionGuard are either trademarks or registered trademarks of Carl Zeiss Meditec AG or other companies of the ZEISS Group in Germany and/or other countries.
© Carl Zeiss Meditec AG, 2018. All rights reserved.