



Clinical  
Couch Range




Therapy  
Couch Range




Sterling  
Couch Range



Home Care  
Bed Range



Replacement  
Mattress Range




Seating  
Range

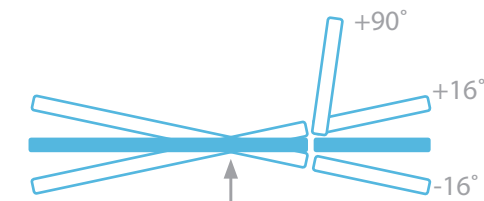


Patient Trolley Range

Width  
77cm



208cm



Height range 52cm to 85cm

## Atlanta Transport Trolley



### Model

PT1402

Atlanta Transport  
Trolley

The Atlanta Transport Trolley is suitable for patient examination, treatment, recovery and transportation within a variety of acute healthcare departments. Easily manoeuvrable, the trolley features a 5th wheel steering system and centrally located foot pedals for controlling height adjustment, trendelenburg and reverse trendelenburg tilt. The backrest is fully adjustable to almost 90° with easily accessible release lever. A deluxe 100mm mattress with pressure reducing design and a safe working load of 250Kg is included as standard.



Minimum patient transfer  
height of 52cm



Trendelenburg tilt -16°



Backrest from 0° to 90°



Central wheel braking system with  
Ø200mm castors

5th wheel steering system with  
Ø125mm castor



Dual sided foot operating pedals



Integral storage for O<sub>2</sub> cylinder  
(up to size F) and patient belongings




Integral storage for 2 hook IV pole



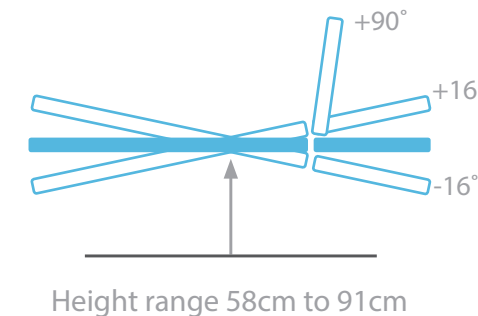
Gas Assisted Backrest Operation,  
release lever accessible from either side  
or top of backrest



Width  
77cm



208cm



## Atlanta A&E Trolley



### Model

PTX1403

Atlanta A&E Trolley


The Atlanta A&E Trolley has been designed for patient transport, examination, full X-Ray and resuscitation within a variety of acute healthcare departments. The trolley incorporates an easily accessible full length X-Ray cassette platform and has a 5th wheel for improved manoeuvrability. The dual sided foot pedals control height adjustment, trendelenburg and reverse trendelenburg tilt. The backrest is fully adjustable to almost 90° with easily accessible release lever. A deluxe 100mm mattress with pressure reducing design and a safe working load of 250Kg is included as standard.



The X-Ray cassette can be inserted and positioned from either side or end of the trolley decking



Fully indexed deck for X-Ray cassette positioning




Trendelenburg tilt -16°



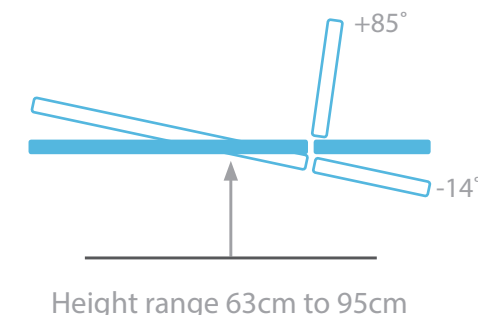
Backrest from 0° to 90°



Width  
82cm



214cm



Height range 63cm to 95cm

## Orlando A&E Trolley



### Model

PTX4200 Orlando A&E Trolley

The Orlando Accident and Emergency Trolley provides patient transportation, examination and X-Ray facilities within a variety of acute healthcare departments. The design is robust and provides reliability and product longevity. Easily manoeuvrable with large 200mm castors, the trolley features hydraulic height adjustment and trendelenburg tilt to -12°. There is a full length X-Ray deck with cassette access on both sides and at either end of the trolley. The backrest is fully adjustable to 85°. The trolley has chrome fold-down side support rails and has a safe working load of 240Kg. Additionally, there is a documents tray and storage basket for patient belongings on the base frame which can accommodate oxygen cylinders up to size F. The standard 100mm foam mattress supplied as standard has a safe working load of 150Kg. The trolley includes a telescopic IV pole with integral storage facility.



Trendelenburg tilt -12°



Model PTX4200 shown with standard mattress, IV pole and documents storage tray



Adjustable backrest from 0° to 85°



7 position manual ratchet backrest adjustable from 0° to 85°



Release levers for trendelenburg tilt are accessible from both ends of the trolley



X-Ray cassette can be inserted and positioned from either side or both ends of the trolley decking



Integral storage facility for patient belongings and O<sub>2</sub> cylinder

## AtlantaFlex™ Mattress



The **AtlantaFlex™** pressure reducing trolley mattress has a safe working load of 250Kg, is X-Ray translucent and CPR compatible. The grip lock anti-slip base maintains the stability of the mattress on the trolley. Supplied with an anti-static, waterproof and vapour permeable cover, the **AtlantaFlex™** mattress is supplied as standard with the Atlanta Patient Transport and A&E trolleys.

### Model

PT1470 AtlantaFlex™ mattress

### Mattress Features

- 100mm pressure reducing design
- Safe working load of 250Kg
- X-Ray translucent
- CPR compatible
- 1 Year warranty
- 1890mm x 600mm x 100mm

### Cover Properties

- Anti-static design
- Two way stretch
- Grip lock anti-slip base
- Welded zip and side seams
- Vapour permeable
- Water resistant
- Clear washing instructions
- Anti-microbial



Mattress care instructions



## OrlandoFlex™ Mattress



The **OrlandoFlex™** pressure reducing trolley mattress has a safe working load of 150Kg, is X-Ray translucent and CPR compatible. The grip lock anti-slip base maintains the stability of the mattress on the trolley. Supplied with an anti-static, waterproof and vapour permeable cover, the **OrlandoFlex™** mattress is supplied as standard with the Orlando trolleys.

### Model

PT4270 OrlandoFlex™ mattress

### Mattress Features

- 100mm depth foam
- Safe working load of 150Kg
- X-Ray translucent
- CPR compatible
- 1 Year warranty
- 1890mm x 600mm x 100mm

### Cover Properties

- Anti-static design
- Two way stretch
- Grip lock anti-slip base
- Welded zip and side seams
- Vapour permeable
- Water resistant
- Clear washing instructions
- Anti-microbial



Mattress care instructions





## Technical Features

Features	<b>Atlanta</b> Transport Trolley Model PT1402	<b>Atlanta</b> A&E Trolley Model PTX1403	<b>Orlando</b> A&E Trolley Model PTX4200
Height range	52cm to 85cm	58cm to 91cm	63cm to 95cm
Dual sided operating foot pedals	Yes	Yes	No
Full length X-Ray facility	No	Yes	Yes
Trendelenburg tilt	-16°	-16°	-14°
Reverse trendelenburg tilt	+16°	+16°	N/A
Dual powered gas strut assisted backrest	Horizontal 0° to 90°	Horizontal 0° to 90°	7 position adjustment from horizontal 0° to +85°
Safe working load	250Kg	250Kg	240Kg
IV pole	One IV pole included	One IV pole included	One IV pole included
Integral IV pole storage	Can accommodate up to 2 IV poles	Can accommodate up to 2 IV poles	Storage for 1 IV pole
Integral oxygen cylinder storage	Can accommodate up to size F O <sub>2</sub> cylinders	Can accommodate up to size F O <sub>2</sub> cylinders	Can accommodate up to size F O <sub>2</sub> cylinders
Fold-down safety side rails	Yes	Yes	Yes
Anti-bacterial wipe-clean base cover	Yes	Yes	Yes
Integral storage facility for patient belongings	Yes	Yes	Standard integral basket (Centrally located)
Wheel braking system	Central Ø200mm castors	Central Ø200mm castors	Independent brake / release levers front and rear of the trolley
5 <sup>th</sup> wheel steering system	Yes, Ø125mm castor	Yes, Ø125mm castor	No 5 <sup>th</sup> wheel
Dimensions	77cm x 208cm	77cm x 208cm	82cm x 214cm
Push and pull transport handle	One included	One included	Integral at Head End & Removable at Foot End
Mattress	<b>AtlantaFlex™</b>	<b>AtlantaFlex™</b>	<b>OrlandoFlex™</b> 150kg 100mm depth foam mattress supplied as standard

## Optional Accessories

A range of optional accessories available for both Atlanta and Orlando trolleys. This selection further enhances our feature-rich trolleys.



**PT1440**  
Monitor shelf



**PT1410**  
Additional IV Pole



**PT1405**  
Paper roll holder  
(Only compatible with PT1402 & PTX1403)



**PT1460**  
DIN Rail Attachment for Ventilation Device  
(Only compatible with PT1402 & PTX1403)