





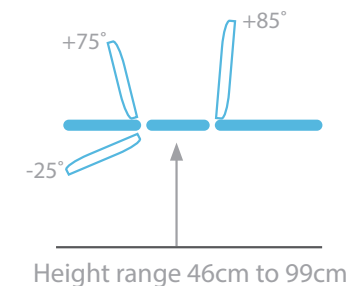


Width 65cm			
	65cm	43cm	83cm
Width 70cm*			
	65cm	43cm	86cm

Model SM3650 / SM3450

*When fitted with 9300
Easy Clean Upholstery



Medicare Mobile 3 Section



Very strong and rigid 3 section mobile treatment couches supplied with side support rails and a paper roll holder as standard. The Large Mobile Wheel Design incorporates central locking castors & steering facility, and the couches have excellent height ranges with a low patient transfer height.

Models

SM3650

Hydraulic 3 section with central locking castors with steering facility

SM3450

Hydraulic 3 section with independent braked castors



Model SM3650.
Colour sky blue

Standard Features

- Safe working load and lifting capacity of 240Kg (528lbs)
- Choice of hydraulic or electric height elevation
- Electric or gas-assisted backrest adjustment from 0° to +85°
- Gas-assisted footrest adjustable from -25° to +75°
- Excellent height range from 46cm to 99cm
- Choice of Individually Braking castors (IBC) or Large Mobile
- Wheel Design with central locking & steering facility (LMWD)
- Standard with side support rails and paper roll holder
- Purpose made precision bearings on all pivot points
- Anti-bacterial powder coated frame
- Clearance beneath frame for mobile hoist
- Standard 65cm width upholstery
- Choice of 15 standard upholstery colours

Optional Accessories

- 6052** Protective base cover
- 6004** Breathing hole & plug
- 6003P** Cushions for side support rails (Pair)
- 6007** Removable head/knee support
- 6054** Telescopic IV pole

See page 50-51 for additional information on our range of optional accessories



Low patient transfer height