

HemoCue® Glucose 201 DM RT System



Efficient and Secure Workflow with Data Management and Connectivity

With its unique cuvette technology, the HemoCue® Glucose 201 DM RT system gives you the highest accuracy at the point of care while reducing the risk of spreading infection. Plus, you have the added controls and productivity means made possible with advanced data management. With instant data connection, customizable prompts and more, you gain tighter control of authorized use and higher efficiency in everything from patient management to billing.

Accuracy Starts With Us



To learn more about HemoCue® Glucose 201 DM RT System, please scan the QR-code with your smartphone or visit hemocue.com

Enables the Highest Accuracy With the Lowest Risk

- ▶ Used for screening, monitoring and diagnosis of diabetes mellitus
- ▶ Microcuvette technology means no need to bring analyzer near patients, reducing the risk of spreading infection
- ▶ Individually wrapped microcuvettes to avoid contamination and maximize shelf-life

Safeguards Patient Testing and Data

- ▶ Customizable automatic prompts for patient ID, operator ID, lot numbers, etc.
- ▶ User login and lockout functions
- ▶ Quality control tests, including QC lockout, linearity and proficiency testing

Offers Convenience and Efficiency

- ▶ Handheld and battery-operated system with room temperature microcuvette storage, ideal for mobile settings
- ▶ Automatic transfer of results
- ▶ Reduced manual entry errors



HemoCue® Glucose 201 DM RT System

Components

- ▶ Analyzer
- ▶ Docking station (primary, secondary)
- ▶ Microcuvettes (individually packed)

Patient Safety Features

- ▶ Certified operator log-in
- ▶ Barcode scanning of Patient ID, etc.
- ▶ QC management such as lockout
- ▶ STAT test
- ▶ Duplicate sampling
- ▶ Automatic result transfer
- ▶ Patient list from Middleware/LIS/HIS
- ▶ Supervisory lockout

Workflow Features

- ▶ Operator management
- ▶ Barcode scanning
- ▶ Supervisory lockout
- ▶ Middleware integration
- ▶ Docking station flexibility
- ▶ E-learning integration
- ▶ QC management incl. linearity and proficiency testing
- ▶ Detailed result management

Analyzer

- ▶ Easy-to-use touch display
- ▶ Built-in barcode scanner
- ▶ Stores 4,000 Patient/STAT tests, 500 QC tests and 500 Analyzer Logs
- ▶ Compliance with POCT1-A (CLSI standard)

Docking Station

- ▶ Network communication with a pre-defined destination (PC or Data Management Server) via the primary docking station
- ▶ Recharges analyzer battery while analyzer is docked
- ▶ Allows measurements to be performed while analyzer is docked
- ▶ Up to 4 secondary docking stations can be connected to one primary docking station
- ▶ Only one LAN connector per up to five analyzers

Software

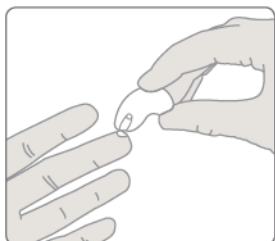
- ▶ Generates Patient and QC reports
- ▶ Remote management of analyzer
- ▶ Allows downloading of patient and QC data
- ▶ Management of operator lists, control lots, etc.
- ▶ Allows downloading of analyzer configurations
- ▶ Can forward measurements to host system using CLSI POCT1-A

Training

- ▶ Interactive E-learning for operator certification
- ▶ Integration with analyzer and software for seamless workflow
- ▶ Customizable certification quiz



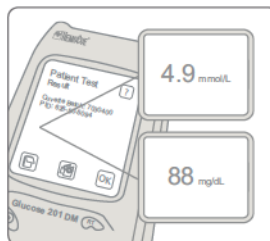
A Few Simple Steps



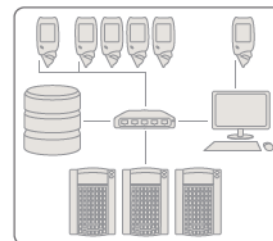
1 Fill microcuvette.



2 Place microcuvette into analyzer.



3 View results (either in mmol/L or mg/dL).

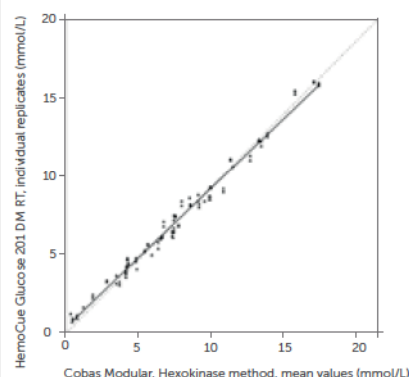


4 Seamlessly interface with your network.

Technical Specifications

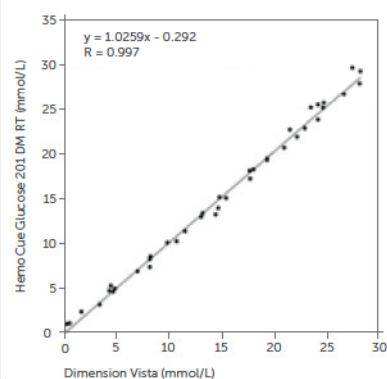
Principle	Modified glucose dehydrogenase in which the total amount of glucose is measured at the end point photometrically
Calibration	Factory calibrated and traceable to the ID GC-MS method; needs no further calibration and no coding
Sample Material	Capillary, venous or arterial whole blood
Measurement Range	Plasma equivalent values: 0–31 mmol/L (0–560 mg/dL) Whole blood values: 0–27.8 mmol/L (0–500 mg/dL)
Results	Including data entry, within one minute for normal glucose levels
Sample Volume	< 4 µL
Dimensions	Analyzer: 170 × 93 × 50 mm (6.70 × 3.66 × 1.97 inches) Docking Station: 206 × 135 × 61 mm (8.10 × 5.30 × 2.40 inches)
Weight	Analyzer: 350 g (0.77 pounds) with batteries installed Docking Station: 566 g (1.24 pounds)
Storage Temp.	Analyzer: 0–50 °C (32–122 °F) Microcuvettes: 0–30 °C (32–86 °F)
Operating Temp.	15–27 °C (59–80 °F)
Power Options	Internal rechargeable Li-ion batteries or docking station with AC adapter
Interface	USB/LAN POCT1-A
Quality Control	Built-in "selftest"; system can be verified using liquid controls

Comparison of the HemoCue Glucose 201 DM RT system with Cobas Modular (Roche).




Individual replicates vs mean values Cobas Modular. No. of replicates = 100. Hospital District of Southwest Finland, TYSKLAB

Comparison of the HemoCue Glucose 201 DM RT system with Dimension Vista (Siemens).



HemoCue Glucose 201 DM RT vs Dimension Vista, individual replicates. No of replicates=80. Origin from ref Kos et al, Clin Chem Lab Med 2012;50(9):1573-1580



Because when it comes to caring for people, we refuse to compromise.



Hemoglobin | HbA1c | Glucose | Urine Albumin | WBC / WBC DIFF

HemoCue has been a leader in point-of-care medical diagnostics for over 30 years. We specialize in giving healthcare providers lab-quality accuracy with results comparable to that of a clinical lab.

