

**BIÇAKCILAR***Touching Lives One Device at a Time*

# Examination & Operation Room Solutions

**14<sup>th</sup> Edition**

All products and product specifications identified in the product catalogue are based upon the information available to Biçakçılar at the time of publication. Biçakçılar reserves the right to discontinue any of these products or to change any such specifications without prior notice.

## Patients are at the center of every step we take





# 62 YEARS OF EXPERIENCE

Bıçakçılar is the leading disposable medical device and electro-medical device manufacturer in Turkey. The company was founded in 1959. Through the years, Bıçakçılar brand has gained wide acceptance and has established a tradition of sustained reliability and customer satisfaction.

As Bıçakçılar employees, together with our business partners, we serve our customers by manufacturing and supplying innovative, reliable and environment friendly medical devices. We diligently value our brand and its benefit to society.

## Mission

Our compassion for healthy life is leading us to focus on innovative thinking and new technologies in order to provide medical devices that make living easier, more affordable and effective.

## Vision

We believe in a world where everybody is taken care of, comfortable and happy, in sickness and in health.

## Group Companies



Operates in manufacturing of disposable medical devices, electro-medical equipment, and distribution of medical devices from leading multinational brands. Manufacturing facilities are in İstanbul Esenyurt, whereas domestic sales and distribution is performed via regional sales branches in İstanbul, Ankara, İzmir, Samsun and Adana. Bıçakçılar Headquarters is in İstanbul.



Established in İstanbul, this company conducts the global marketing and sales operations of medical devices. Through its international dealer network, it offers sales and after-sales services in more than 100 countries worldwide.









# 31.000 m<sup>2</sup>

## MANUFACTURING FACILITIES

### Our Manufacturing Facilities

Our manufacturing facilities are located in a closed area of 31,000 m<sup>2</sup> constructed on a total area of 26,500 m<sup>2</sup> in Esenyurt, İstanbul. Bıçakçılar offers a wide range of medical products from sterile disposable devices to medical equipment.

The production of disposable medical devices is carried out in a total of 4.226 m<sup>2</sup> clean rooms. Sterilization safety is ensured by keeping the biological load of the products under control in clean rooms. Ethylene oxide gas is used in sterilization process. Sterilization assurance is provided in accordance with ISO 11135 with high technology equipments. Disposable medical products are packed in clean rooms in fully automatic packaging machines by using packaging materials that maintain their sterile condition during their shelf life.

Disposable device division includes injection, extrusion, blow molding, assembly, packaging and sterilization departments whereas electro-medical equipment manufacturing division includes metal shop, machining manufacturing, surface cleaning, drying, mechanical and electrical assembly departments. Pre-shipment storage processes of our products are also performed in our factories. Finished products are stored in airconditioned 3.500 m<sup>2</sup> warehouses with around the clock humidity/temperature monitoring.

Raw material warehouses are temperature and humidity controlled areas meeting high industry standards. In-house mould design and production capability add strength and flexibility both in device design and development stages.

### Sales Network

With a team of 100 people that work in the headquarters and 5 sales branches, Bıçakçılar owns the largest sales and distribution team in medical field in Turkey. Considering the significance of close relationship with users, it serves on 24/7 schedule with the target of continuous and optimum service.

Marketing team follows the developments in the world constantly, supports the required clinical trials, and supplies these to end-users, and thus pioneers the introduction of new products into the Turkish market.

# 100 EXPORT COUNTRIES

### Global Market Network

Bıçakçılar exports its medical devices to more than 100 countries all around the world;









# Quality

Bıçakçılar Quality System complies with ISO 9001, EN ISO 13485 and ISO 14001 has been certified by TÜV NORD and TÜV THÜRINGEN. Bıçakçılar products are CE marked. The company globalized as a brand that is relied upon and cared by the world that cares about health.

Bıçakçılar medical equipment and disposable products are produced according to GMP, with latest technologies in modern production facilities established on 26.500 m<sup>2</sup> land with 30.900 m<sup>2</sup> closed area. Biocompatible raw materials used in production are in conformity to USP and ISO 10993 Standards. In-house acceptance controls are also performed to meet the stringent demands of our quality system.

# Quality Policy

## Our quality policy in Bıçakçılar Tıbbi Cihazlar A.Ş. is;

- Innovative thinking is our mandate. Our research and development along with focus on competitiveness, we continuously develop ways of being more productive without any negative impact on quality.
- We fulfill all regulatory and normative requirements (e.g Medical Device Directive and ISO EN 13485 Standard).
- We guarantee compliance for our products as per international standards.
- We make sure that each employee in the organization shares the same mission, vision and strategy so that our corporate culture can only enhance our products and solution for our customers.
- The effectiveness of quality management systems is a top priority for our organisation to meet customer and regulatory requirements.
- We provide the resources for improvement of activities by reviewing the effectiveness of the available quality system and the quality targets which are created in line with the quality policy, on a continuous basis.
- We implement our quality system effectively in every phase of our processes to assure complete customer satisfaction.



# R&D Activities


"Research, Development and Creative Thinking" are the milestones of the anticipated growth in the future. We have a solid R&D infrastructure that follows the improving and changing world and industry, and develops new product designs to offer the best product in optimum quality and at the best price.

R&D is the most significant element of company's mission and vision, and the primary unit that receives the largest amount of investment in Bıçakçılar.

Along with the new product developments in disposable devices and electro-medical equipment, and strengthening and expansion of operations within the company, all activities are incorporated under the "R&D Center" structure, and cooperation with universities and technology transfer offices, as well as government institutes, such as TÜBİTAK are mainstream activities.

Our multidisciplinary R&D team monitors the new trends, market/user requirements and technological developments.

Our priority is to design and develop medical devices that are economically manufacturable with patient safety in mind.





## Turquality®

TURQUALITY® is an ambitious project associated with bringing “Turkey” and “Quality” concepts together.

The project is initiated by the Turkish Government, Ministry of Economy, Turkish Exporters’ Assembly (TIM), and Istanbul Textile and Apparel Exporters’ Association (ITKIB). The initial legal framework was laid out publicly on January 12th, 2004.

TURQUALITY® is basically an accreditation system, which is designed not only for elevating the beneficiary companies to the level of international benchmarks, but also creating awareness on the internationally accepted values like quality and novelty that are actually carried by these brands.

As a “national brand-building program”, TURQUALITY®’s goal is to facilitate and support the success of Turkish brands on international arena.

To achieve these ambitious goals, TURQUALITY® program will broaden its vision to the wider concept of “quality in brand management” and emphasize its support services component with the inclusion of highly customized strategic coaching and consulting.

To support companies in their brand-building efforts, TURQUALITY® helps them to develop essential capabilities, competences, skills and resources necessary to fulfil such a complex commitment through both group and individual activities.

Bıçakcılar brand has been accredited under TURQUALITY® in 2016.





## Luxline LED Surgical and Examination Lights

Product	Page
Luxline 3160C LED Surgical Light With Camera	10
Luxline 3160CR LED Surgical Light Camera Ready	10
Luxline 2160C LED Surgical Light With Camera	11
Luxline 2160CR LED Surgical Light Camera Ready	11
Luxline 1160C LED Surgical Light With Camera	12
Luxline 1160CR LED Surgical Light Camera Ready	12
Luxline 3160 LED Surgical Light	13
Luxline 2160 LED Surgical Light	14
Luxline 1160 LED Surgical Light	15
Luxline 1160A LED Surgical Light	16
With Battery, Mobile	
Luxline 45 and 45D LED Examination Lights	17
Spiral Arm, Mobile and Wall Mounted	
Luxline 60 and 60D LED Examination Lights	17
Articulated Arm, Mobile and Wall Mounted	

## Surgiline Surgical Tables

Product	Page
Surgiline 3000R Surgical Table	18-21
Electrohydraulic	
Surgiline 2000R Surgical Table	22-23
Electrohydraulic	
Surgiline 2000E Surgical Table	24-25
Electrohydraulic	
Surgiline 550S Hydraulic and 550SE	26-27
Electric Surgical Tables	
Accessories for Surgiline 2000R, 2000E, 550S, 550SE Surgical Tables	28-29
Surgiline 2000C Surgical Tables	30-31
Carbon Fiber	
Surgiline 1000 Orthopedic Traction System	32
Comparison Chart of The Surgiline Surgical Tables	33
Surgiline 900/950 Eye Surgery Tables	34-35

## Mobiline Stretchers

Product	Page
Mobiline 690 Transfer Trolley	36-39
Mobiline 675 Multipurpose Stretcher	40-41
Accessories for Mobiline 675 Multipurpose Stretcher	42-43
Mobiline 650 Stretcher	44-45
Mobiline 601 Stretcher	46-47

## Examline Examination and Patient Couches

Product	Page
Examline 850 Blood Donor Chair	48-49
Examline 855 Blood Donor Chair	50-51
Examline 740 Gynecological Examination Table	52-55

## Vaculine Suction Devices

Product	Page
Vaculine Maxi and Maxi E Surgical Aspirators	56-57
Vaculine Mini Aspirator Portable	58
Vaculine Aspirator Thoracic Drainage	59
Vaculine Aspirator Lipectomy	59

## Accessories and Spare Parts

Product	Page
Vaculine Collecting Bottles and Bottle Cap	60
Physician Stool	61
Physician Stool w/Foot Control	61
Physician Chair	62
Physician Chair w/Foot Control	62
Operator Chair	63



## Luxline LED Surgical Lights

### Luxline 3160C LED Surgical Light With Camera

(Ref: M1D 800 0 0)

### Luxline 3160CR LED Surgical Light Camera Ready

(Ref: M1D 700 0 0)

**NEW**



Luxline 3160C  
LED Surgical Light With Camera

### Technical Details

**Mounting type:** Ceiling

**Light source:** LED

**Luminous power (1m distance):** 160.000 lux

**Light intensity:** Adjustable in 10 levels by membrane control panel and adjustable 5 levels by touchless infrared sensor

**LED life time:** 50.000 h

**Number of Led:** 84 (except endo mode leds)

**The optical design that helpful for shadowless lighting:**

The optical design, which provides lighting in the desired area by using 84 different LED light sources spread over the lamp head surface, helps shadowless lighting.

**Endo mode:** 4 each green leds

**Light head diameter:** 710 mm

**Light head hanging arm:** Rotates 360°

**Light head joint arm:** Rotates 260°

**Light head:** Rotates 270°

**Horizontal rotary arms:** Rotate 360°,

565/725/875 mm length

**Spring arms:** 910 mm length, rotate 360°, 50° downward, 45° upward, 1180 mm action distance

**Light field diameter (1m distance):** 180 - 250 mm

**Illuminance field diameter L1+L2 (20%):** 1200 mm

**Color rendering index (CRI) Ra:** ≥95 (4000K)

**Color rendering index (CRI) R9:** ≥90 ± %5 (4000K)

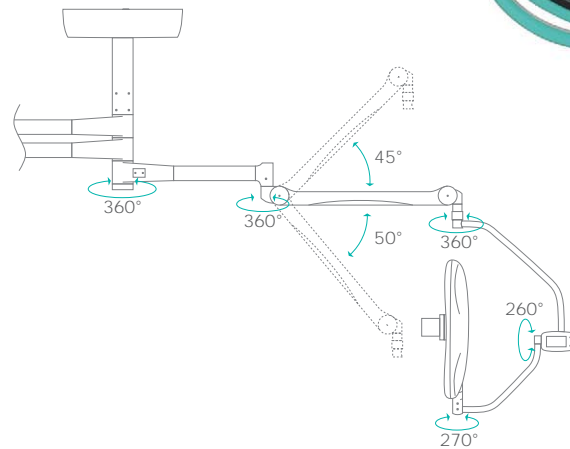
**Color temperature:** 4000K ±250, 4500K ±250, 5000K ±250

**Power supply \***: 220-240 V, 50/60 Hz

**Power consumption:** 75 W

**Linear air flow (Laminar flow):** It is designed in an ergonomic structure which minimizes turbulence and is fully compatible with the linear air flow system

\* 110 Volt option



### Additional Technical Details for Luxline 3160C LED Surgical Light with Camera

**HD Camera:** 2.4 megapixel, 10X Optical and 32X Digital zoom

**Control panel:** 4.3" resistive touch color LCD screen

**Camera features:** Zoom in / out, freeze image, White Balance and Iris adjustment

**Image transmission:** Wireless

**Camera group reference number:** M1C 810 5 0




Luxline 3160CR LED Surgical Light Camera Ready



With HD camera



Camera ready



Endo mode



Emergency On/Off



Camera case (available for "with camera" models)



Remote control (available for "with camera" models)



Touch color LCD screen control panel



Adjustable light intensity with touchless infrared sensor



# Luxline LED Surgical Lights

## Luxline 2160C LED Surgical Light With Camera

(Ref: M1C 800 0 0)

## Luxline 2160CR LED Surgical Light Camera Ready

(Ref: M1C 700 0 0)



Luxline 2160CR LED Surgical Light Camera Ready

### Technical Details

**Mounting type:** Ceiling

**Light source:** LED

**Luminous power (1m distance):** 160.000 lux

**Light intensity:** Adjustable in 10 levels by membrane control panel and adjustable 5 levels by touchless infrared sensor

**LED life time:** 50.000 h

**Number of Led:** 84 (except endo mode leds)

**The optical design that helpful for shadowless lighting:**

The optical design, which provides lighting in the desired area by using 84 different LED light sources spread over the lamp head surface, helps shadowless lighting.

**Endo mode:** 4 each green leds

**Light head diameter:** 710 mm

**Light head hanging arm:** Rotates 360°

**Light head joint arm:** Rotates 260°

**Light head:** Rotates 270°

**Horizontal rotary arms:** Rotate 360°, 725/875 mm length

**Spring arms:** 910 mm length, rotate 360°, 50° downward, 45° upward, 1180 mm action distance

**Light field diameter (1m distance):** 180 - 250 mm

**Illuminance field diameter L1+L2 (20%):** 1200 mm

**Color rendering index (CRI) Ra:** ≥95 (4000K)

**Color rendering index (CRI) R9:** ≥90 ± %5 (4000K)

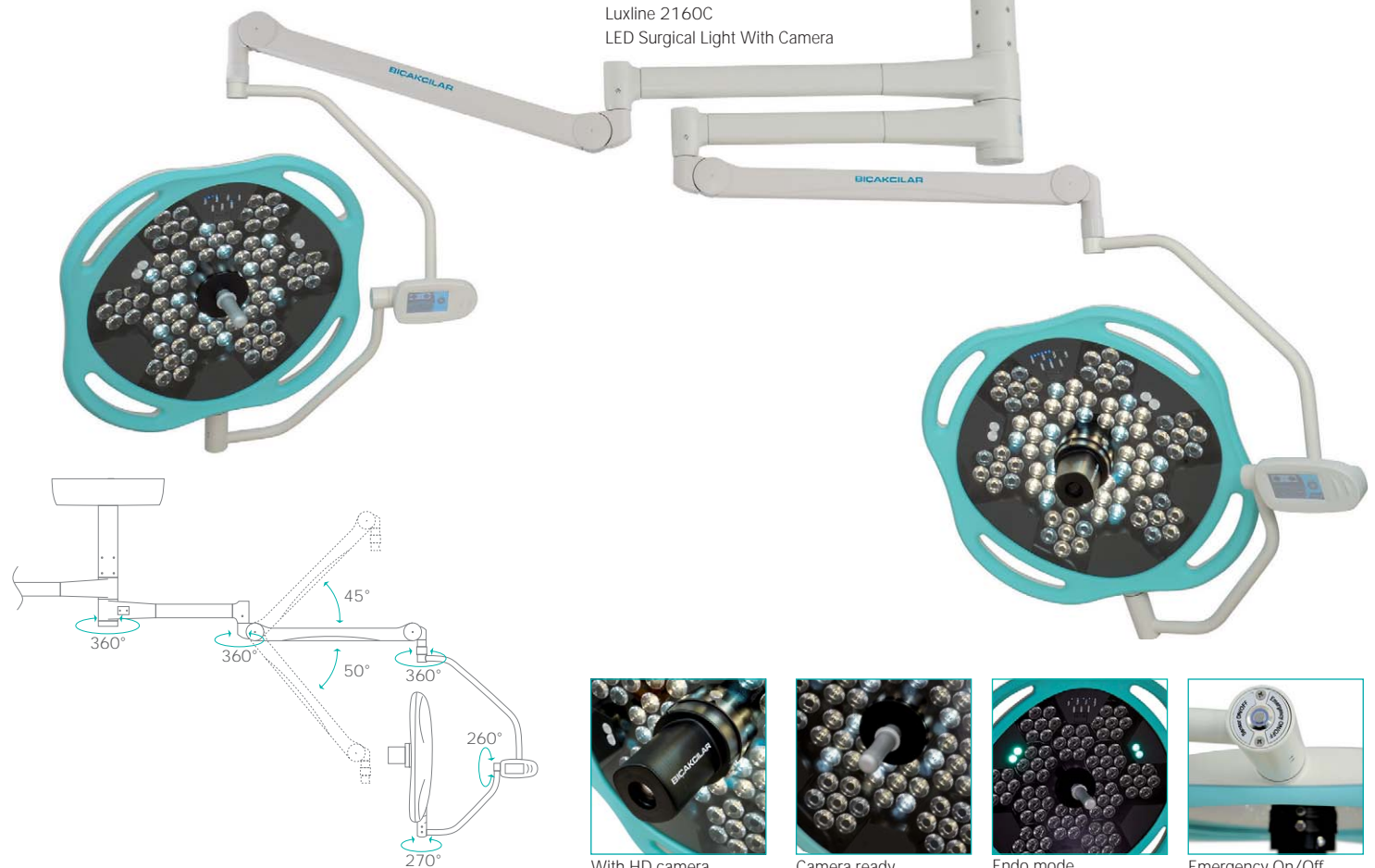
**Color temperature:** 4000K ±250, 4500K ±250, 5000K ±250

**Power supply \***: 220-240 V, 50/60 Hz

**Power consumption:** 75 W

**Linear air flow (Laminar flow):** It is designed in an ergonomic structure which minimizes turbulence and is fully compatible with the linear air flow system

\* 110 Volt option



Luxline 2160C  
LED Surgical Light With Camera

**NEW**

### Additional Technical Details for Luxline 2160C LED Surgical Light with Camera

**HD Camera:** 2.4 megapixel, 10X Optical and 32X Digital zoom

**Control panel:** 4.3" resistive touch color LCD screen

**Camera features:** Zoom in / out, freeze image, White Balance and Iris adjustment

**Image transmission:** Wireless


**Camera group reference number:** M1C 810 5 0



With HD camera



Camera ready



Endo mode



Emergency On/Off




Camera case (available for "with camera" models)



Remote control (available for "with camera" models)



Touch color LCD screen control panel



Adjustable light intensity with touchless infrared sensor

## Luxline LED Surgical Lights

### Luxline 1160C LED Surgical Light With Camera

(Ref: M1B 800 0 0)

### Luxline 1160CR LED Surgical Light Camera Ready

(Ref: M1B 700 0 0)

#### Technical Details

**Mounting type:** Ceiling

**Light source:** LED

**Luminous power (1m distance):** 160.000 lux

**Light intensity:** Adjustable in 10 levels by membrane control panel and adjustable 5 levels by touchless infrared sensor

**LED life time:** 50.000 h

**Number of Led:** 84 (except endo mode leds)

**The optical design that helpful for shadowless lighting:**

The optical design, which provides lighting in the desired area by using 84 different LED light sources spread over the lamp head surface, helps shadowless lighting.

**Endo mode:** 4 each green leds

**Light head diameter:** 710 mm

**Light head hanging arm:** Rotates 360°

**Light head joint arm:** Rotates 260°

**Light head:** Rotates 270°

**Horizontal rotary arm:** Rotates 360°, 725 mm length

**Spring arm:** 910 mm length, rotates 360°, 50° downward, 45° upward, 1180 mm action distance

**Light field diameter (1m distance):** 180 - 250 mm

**Illuminance field diameter L1+L2 (20%):** 1200 mm

**Color rendering index (CRI) Ra:** ≥95 (4000K)

**Color rendering index (CRI) R9:** ≥90 ± %5 (4000K)

**Color temperature:** 4000K ±250, 4500K ±250, 5000K ±250

**Power supply \***: 220-240 V, 50/60 Hz

**Power consumption:** 75 W

**Linear air flow (Laminar flow):** It is designed in an ergonomic structure which minimizes turbulence and is fully compatible with the linear air flow system

#### Additional Technical Details for Luxline 1160C LED Surgical Light with Camera

**HD Camera:** 2.4 megapixel, 10X Optical and 32X Digital zoom

**Control panel:** 4.3" resistive touch color LCD screen

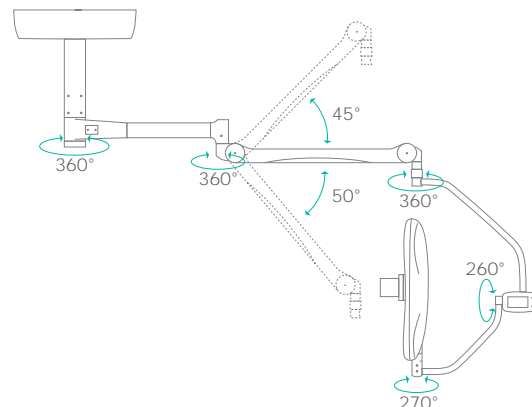
**Camera features:** Zoom in / out, freeze image, White Balance and Iris adjustment

**Image transmission:** Wireless

**Camera group reference number:** M1C 810 5 0

\* 110 Volt option


Luxline 1160C  
LED Surgical Light With Camera



NEW




Luxline 1160CR LED Surgical Light Camera Ready




With HD camera



Camera ready



Endo mode



Emergency On/Off



Camera case (available for "with camera" models)



Remote control (available for "with camera" models)



Touch color LCD screen control panel



Adjustable light intensity with touchless infrared sensor



# Luxline 3160 LED Surgical Light

Ref: M1D 500 0 0

**NEW**



## Technical Details

**Mounting type:** Ceiling

**Light source:** LED

**Luminous power (1m distance):** 160.000 lux

**Light intensity:** Adjustable in 10 levels by membrane control panel and adjustable 5 levels by touchless infrared sensor

**LED life time:** 50.000 h

**Number of Led:** 84 (except endo mode leds)

**The optical design that helpful for shadowless lighting:**

The optical design, which provides lighting in the desired area by using 84 different LED light sources spread over the lamp head surface, helps shadowless lighting.

**Endo mode:** 4 each green leds

**Light head diameter:** 710 mm

**Light head hanging arm:** Rotates 360°

**Light head joint arm:** Rotates 260°

**Light head:** Rotates 270°

**Horizontal rotary arms:** Rotate 360°,

565/725/875 mm length

**Spring arms:** 910 mm length, rotate 360°, 50° downward, 45° upward, 1180 mm action distance

**Light field diameter (1m distance):** 180 - 250 mm

**Illuminance field diameter L1+L2 (20%):** 1200 mm

**Color rendering index (CRI) Ra:** ≥95 (4000K)

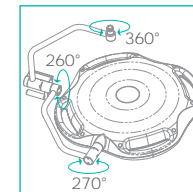
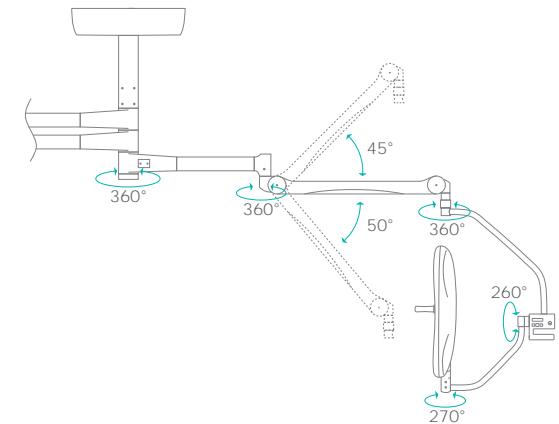
**Color rendering index (CRI) R9:** ≥90 ± %5 (4000K)

**Color temperature:** 4000K ±250, 4500K ±250, 5000K ±250


**Power supply \*** : 220-240 V, 50/60 Hz

**Power consumption:** 70 W

**Linear air flow (Laminar flow):** It is designed in an ergonomic structure which minimizes turbulence and is fully compatible with the linear air flow system



Rotating angles



Endo mode



Membrane control panel



Adjustable light intensity with touchless infrared sensor

\* 110 Volt option

# Luxline 2160 LED Surgical Light

Ref: M1C 500 0 0

NEW

## Technical Details

**Mounting type:** Ceiling

**Light source:** LED

**Luminous power (1m distance):** 160.000 lux

**Light intensity:** Adjustable in 10 levels by membrane control panel and adjustable 5 levels by touchless infrared sensor

**LED life time:** 50.000 h

**Number of Led:** 84 (except endo mode leds)

**The optical design that helpful for shadowless lighting:**

The optical design, which provides lighting in the desired area by using 84 different LED light sources spread over the lamp head surface, helps shadowless lighting.

**Endo mode:** 4 each green leds

**Light head diameter:** 710 mm

**Light head hanging arm:** Rotates 360°

**Light head joint arm:** Rotates 260°

**Light head:** Rotates 270°

**Horizontal rotary arms:** Rotate 360°,

725/875 mm length

**Spring arms:** 910 mm length, rotate 360°, 50° downward, 45° upward, 1180 mm action distance

**Light field diameter (1m distance):** 180 - 250 mm

**Illuminance field diameter L1+L2 (20%):** 1200 mm

**Color rendering index (CRI) Ra:** ≥95 (4000K)

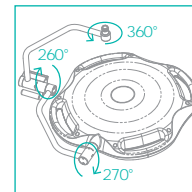
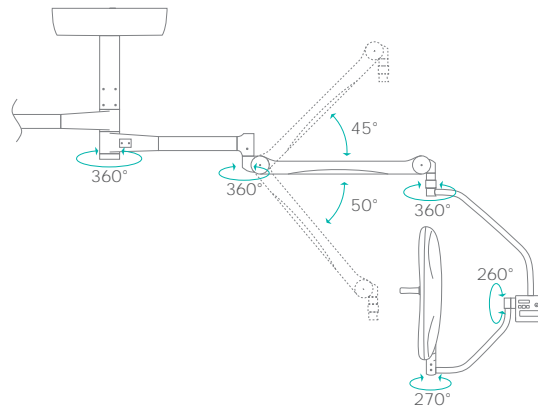
**Color rendering index (CRI) R9:** ≥90 ± %5 (4000K)

**Color temperature:** 4000K ±250, 4500K ±250, 5000K ±250

**Power supply \*** : 220-240 V, 50/60 Hz

**Power consumption:** 70 W

**Linear air flow (Laminar flow):** It is designed in an ergonomic structure which minimizes turbulence and is fully compatible with the linear air flow system



Rotating angles



Endo mode



Membrane control panel



Adjustable light intensity with touchless infrared sensor

\* 110 Volt option



**NEW**

# Luxline 1160 LED Surgical Light

Ref: M1B 500 0 0

## Technical Details

**Mounting type:** Ceiling

**Light source:** LED

**Luminous power (1m distance):** 160.000 lux

**Light intensity:** Adjustable in 10 levels by membrane control panel and adjustable 5 levels by touchless infrared sensor

**LED life time:** 50.000 h

**Number of Led:** 84 (except endo mode leds)

**The optical design that helpful for shadowless lighting:**

The optical design, which provides lighting in the desired area by using 84 different LED light sources spread over the lamp head surface, helps shadowless lighting.

**Endo mode:** 4 each green leds

**Light head diameter:** 710 mm

**Light head hanging arm:** Rotates 360°

**Light head joint arm:** Rotates 260°

**Light head:** Rotates 270°

**Horizontal rotary arm:** Rotates 360°, 725 mm length

**Spring arm:** 910 mm length, rotates 360°, 50° downward, 45° upward, 1180 mm action distance

**Light field diameter (1m distance):** 180 - 250 mm

**Illuminance field diameter L1+L2 (20%):** 1200 mm

**Color rendering index (CRI) Ra:** ≥95 (4000K)

**Color rendering index (CRI) R9:** ≥90 ± %5 (4000K)

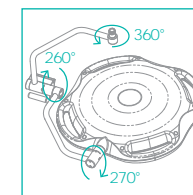
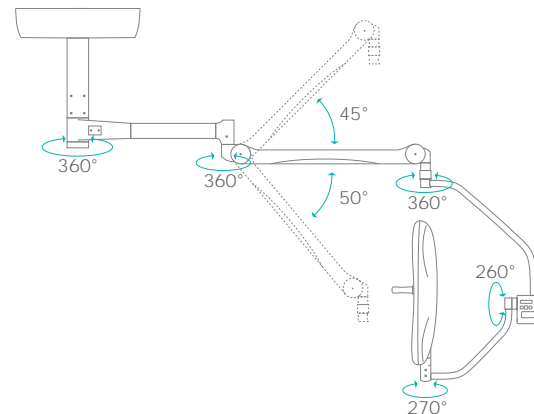
**Color temperature:** 4000K ±250, 4500K ±250, 5000K ±250

**Power supply \*** : 220-240 V, 50/60 Hz


**Power consumption:** 70 W

**Linear air flow (Laminar flow):** It is designed in an ergonomic structure which minimizes turbulence and is fully compatible with the linear air flow system

\* 110 Volt option



Rotating angles



Endo mode



Membrane control panel



Adjustable light intensity with touchless infrared sensor

# Luxline 1160A LED Surgical Light

## With Battery, Mobile

Ref: M1A 500 0 0

### Technical Details

**Luminous power (1m distance):** 160.000 lux

**Light intensity:** Adjustable in 10 levels by membrane control panel and adjustable 5 levels by touchless infrared sensor

**Light source:** LED

**LED life time:** 50.000 h

**Number of Led:** 84 (except endo mode leds)

**The optical design that helpful for shadowless lighting:** The optical design, which provides lighting in the desired area by using 84 different LED light sources spread over the lamp head surface, helps shadowless lighting.

**Endo mode:** 4 each green leds

**Light head diameter:** 710 mm

**Light head hanging arm:** Rotates 360°

**Light head:** Rotates 270°

**Spring arm:** 910 mm length, Right 70°, Left 70°, 50° downward, 45° upward, 1180 mm  $\pm 20$  mm action distance

**Action radius:** 860 mm

**Color temperature:** 4000K  $\pm 250$ ,

4500K  $\pm 250$ , 5000K  $\pm 250$

**Color rendering index (CRI) Ra:**  $\geq 95$  (4000K)

**Color rendering index (CRI) R9:**  $\geq 90 \pm \%5$  (4000K)

**Light field diameter (1m distance):** 180 - 250 mm

**Illuminance field diameter L1+L2 (20%):** 1200 mm

**Light head energy consumption:** 70 W

**System maximum energy consumption:** 450 W

**Power/generator input:** 220-240 V, 50/60 Hz, Automatic switch over from main supply to battery operating

**Recharging time (after total discharge):** 15-18 h

**Battery type:** 2 each, DC 12 V, 12 Ah, maintenance free, lead acid battery

**Lighting time with full batter:** 3 h

**Linear air flow (Laminar flow):** It is designed in an ergonomic structure which minimizes turbulence and is fully compatible with the linear air flow system

### Packing Details

**Spring arm:** 55 x 185 x 920 mm, 5,5 kg


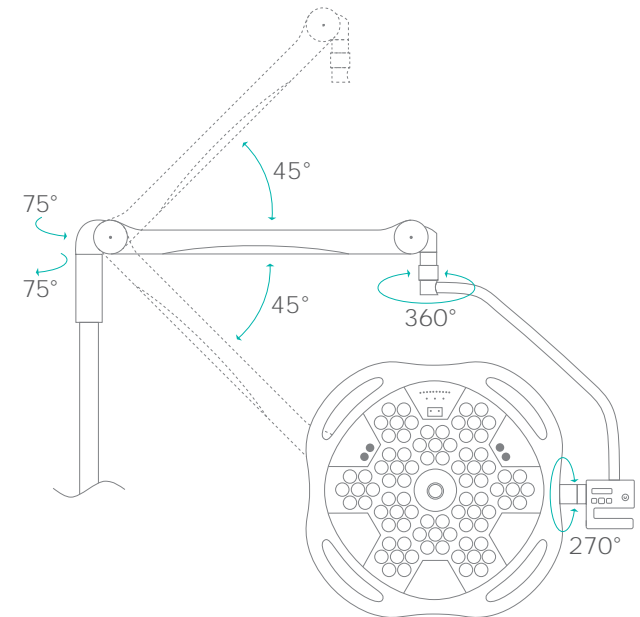
**Upper and lower pipe:** 1100 x 80 x 60 mm, 4,5 kg

**Light head:** 1100 x 1100 x 275 mm, 16 kg

**Power base:** 630 x 630 x 950 mm, 76,5 kg



Control Panel



Endo mode



Membrane control panel



Adjustable light intensity with touchless infrared sensor

**NEW**



## Luxline 45 and Luxline 45D LED Examination Lights

### Spiral Arm

Ref: M1V 550 0 0 (**Luxline 45 LED** Spiral Arm, Mobile)

Ref: M1V 650 0 0 (**Luxline 45D LED** Spiral Arm, Wall Mounted)



### Technical Details

**Luminous power:** 65.000 Lux/0,5 m

**Light intensity:** Adjustable in 1 level

**Light source:** LED

**LED life time:** 50.000 h

**Number of LED:** 6 ea

**Mounting type:**

Pentagonal base w/5 wheels

**Stand height:** 1250 mm

**Spiral arm:** 600 mm length

**Light head:** 1 ea, rotates 300°

**Light head diameter:** 100 mm

**Colour temperature:** 3750 K  $\pm$ 250

**Colour rendering index (CRI):**  $\geq$ 97

**Illuminance field diameter (d10):**

200 $\pm$ 30 mm/0,5 m

**Illuminance field:**  $\varnothing$  100 mm/0,5 m

**Action distance:** 1600 mm

**Power/generator input:**

220-240 V, 50/60 Hz

**Power consumption:** 18 W

### Packing Details

**Packing dimensions:**

715 x 725 x 220 mm

**Net weight:** 6,3 kg

**Gross weight:** 8,3 kg



**Luxline 45 LED**  
Spiral Arm, Mobile

## Luxline 60 and Luxline 60D LED Examination Lights

### Articulated Arm



### Technical Details

**Luminous power:** 60.000 Lux/0,5 m

**Light intensity:** Adjustable in four levels

**Light source:** LED

**LED life time:** 30.000 h

**Number of LED:** 16 ea

**Mounting type:** Pentagonal base with 5 wheels

**Stand height:** 1000 mm

**Stand arm:** 600 mm length, 93° up from horizontal

**Articulated arm:** 480 mm length,

90° down, 90° up from horizontal

**Light head:** 1 ea, rotates 360° on own axis,

90° down, 90° up from horizontal

**Light head diameter:** 240 mm

**Colour temperature:** 4500 K / 3500 K

**Colour rendering index (CRI):**  $\geq$ 95

**Action distance:** 2210 mm

**Illuminance field:**  $\varnothing$  210 mm/0,5 m

**Power/generator input:** 220-240 V, 50/60 Hz

**Power consumption:** 22 W

### Packing Details

**Packing dimensions:**

630 x 1380 x 220 mm

**Net weight:** 13 kg

**Gross weight:** 16,5 kg



**Luxline 60D LED**  
Articulated Arm, Wall Mounted  
Ref: M1S 500 0 0



**Luxline 60 LED**  
Articulated Arm, Mobile  
Ref: M1S 450 0 0

# Surgiline 3000R Surgical Table

Electrohydraulic

Ref: M2B 750 0 0



Mechanical Foot Pedal





Bıçakçılar Surgiline 3000R Surgical Table is designed to accommodate various types of patient positioning required for demanding surgical procedures, with ultimate care to the patient and user safety.

Head, back and foot sections is made of aluminum material suitable for operating room conditions and painted with epoxy polyester paint.

Surgiline 3000R surgical table has up/down, sliding, Trendelenburg, reverse Trendelenburg, right/left lateral, kidney elevator, reflex and flex positions by an electrohydraulic system. Positions are adjusted with remote control, in a quiet and non-vibrating manner at constant speed. In case of any remote control malfunction, emergency control button located on the table base can be used to adjust the table positions. The movements of the head and foot sections are provided mechanically by means of a gas piston.

The tabletop is made of liquid resistant material. The tabletop consisting of head, back (two piece), sitting and foot (left and right) sections is covered with a specially designed six pieces polyurethane mattresses of 60 mm thickness that provides patient safety and hygiene requirements. These mattresses are made from antistatic, liquid resistant, seamless and polyurethane material. Mattresses are mounted on table top frame with mushroom-head screw. If needed, they are easily removed and disinfected. No blood or liquid passes into the mattresses.

These are, even during prolonged surgery, do not disturb the patient due to the pressure on the weight support points and also have the structure of transmitting X-rays. Thanks to the Surgiline 3000R Surgical Table sliding motion, the imaging area of C-arm radiography devices increases. Cassette tunnel with full length coverage of the tabletop enables unlimited radiographic exposure.

Electrohydraulic system that provides table movement is energized by integrated battery system. The battery system is able to make 60 table movements when electricity is off. If the battery level is insufficient to start the hydraulic motor, all movements can be performed with the help of the mechanical foot pedal.

Surgiline 3000R surgical table can be moved easily in desired direction with four wheels and one of them is anti-static.

Electro-hydraulic floor lock system reserved table chassis immobile to the ground. These system can immobile the table even in 6mm ground differences. For patient safety, electro-hydraulically controlled movement cannot be made without the operating table fixed to the floor

The accessories are mounted on side rails made of stainless steel on both sides of the table.

Surgiline 3000R are state of art surgical table superb quality feature and competitive pricing. It is an excellent choice for today's demanding surgery theaters.

## Technical Details

### Height adjustment:

650 - 1000 mm

### Height adjustment (w/mattress):

710 - 1060 mm

### Mattress height:

60 mm

### Tabletop:

550 x 2135 mm

### Table base:

490 x 1100 mm

### Head section:

525 x 355 mm

### Backrest section:

550 x 680 mm

### Seat section:

550 x 610 mm

### Right leg section:

265 x 650 mm

### Left leg section:

265 x 650 mm

### Voltage\*:

230V, 50/60Hz

### Remote control voltage:

DC 5V

### Motor inputs:

DC 24V, 10A

### Battery:

2 each, 12V, 12Ah,

maintenance free, lead acid

### Battery recharge voltage:

DC 27.2V

### Low Battery Level Alarm:

Sound alarm

### Battery recharge time:

18h (full charge)

### \* 110 Volt option



## Positions

### Head section:

Upward 45°, Downward 60°, Removable

### Backrest section:

Upward 80°, Downward 40°

### Leg section:

Upward 30°, Downward 90°, Spreading 90°, Removable, Independent movement

### Lateral:

Right 20°, Left 20°

### Trendelenburg:

35°

### Reverse Trendelenburg:

35°

### Kidney elevator:

90 mm upward

### Reflex:

100°

### Flex:

220°

### Horizontal tabletop sliding:

350 mm

### Levelling:

The tabletop is made parallel to the ground except the head and foot section.

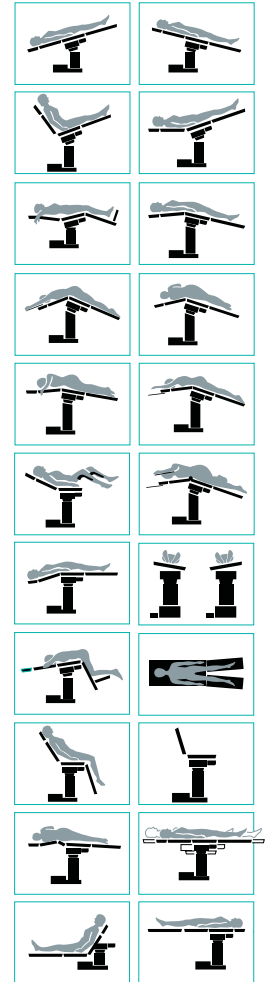
### Packing Details

Net weight: 265 kg

Gross Weight: 310 kg

Packing dimensions:

1000x 1680x 1100 mm



## Accessories For Surgiline 3000R Surgical Table

### Accessories

- ▶ Anaesthetist's frame
- ▶ I.V. stand
- ▶ Shoulder support
- ▶ Body support
- ▶ Surgical table arm board
- ▶ Arm support
- ▶ Arm/hand surgical table
- ▶ Wrist grip
- ▶ Arm strap
- ▶ Knee crutch
- ▶ Arthroscopic knee crutch
- ▶ Leg rest - Lithotomy position
- ▶ Foot support
- ▶ Foot pedal
- ▶ X-ray cassette holder
- ▶ Waste tray
- ▶ Orthopedic traction system
- ▶ Body strap
- ▶ Compact stand for surgical table accessories
- ▶ Horseshoe headrest
- ▶ Skull clamp
- ▶ Crossbar adaptor for skull clamp
- ▶ Stand for skull clamp and horseshoe headrest
- ▶ Arthroscopic shoulder support
- ▶ Lithotomy leg positioning boot
- ▶ Obese stirrups for lithotomy surgery
- ▶ Spinal surgery frame
- ▶ Carbon fiber leg section
- ▶ Compact laminate leg section
- ▶ Perineal area accessory



**Anaesthetist's frame**  
Ref: M3S 000 0 0



**Body support**  
Ref: M3R 000 0 0 (Ref of 1 ea)



**Arm/hand surgical table**  
Ref: M9M 100 0 0



**Arthroscopic knee crutch**  
Ref: M2D 309 5 0



**I.V. stand**  
Ref: M3T 000 0 0



**Surgical table arm board**  
Ref: M3M 000 0 0 (Ref of 1 ea)



**Wrist grip**  
Ref: M2D 333 5 0



**Leg rest - Lithotomy position**  
Ref: M2D 600 5 0 (Ref of 1 ea)



**Shoulder support**  
Ref: M3P 100 0 0 (Ref of 1 ea)



**Arm support**  
Ref: M9M 000 0 0 (Ref of 1 ea)



**Knee crutch**  
Ref: M9N 000 0 0 (Ref of 1 ea)



**Foot support**  
Ref: M3J 000 0 0 (Ref of 1 ea)





**Foot pedal**  
Ref: M2B 650 0 0



**Body strap**  
Ref: M9E 000 0 0



**Skull clamp**  
Ref: M9A 100 0 0



**Arthroscopic shoulder support**  
Ref: M9S 100 0 0



**Carbon fiber leg section**  
Ref: M9S 000 0 0



**X-ray cassette holder**  
Ref: M9D 000 0 0



**Compact stand for surgical table accessories**  
Ref: M3E 100 5 0



**Crossbar adaptor for skull clamp**  
Ref: M9A 001 5 0



**Lithotomy leg positioning boot**  
Ref: AU-OTJ01-001 (Ref of 1 pair)  
**Obese stirrups for lithotomy surgery**  
Ref: AU-OTJ01-004 (Ref of 1 pair)



**Compact laminate leg section**  
Ref: M9S 070 0 0



**Waste tray**  
Ref: M9H 010 0 0




**Horseshoe headrest**  
Ref: M3F 100 0 0



**Stand for skull clamp and horseshoe headrest**  
Ref: M9K 000 0 0



**Spinal surgery frame**  
Ref: M9P 200 0 0



**Perineal area accessory**  
Ref: M9S 200 0 0



**Orthopedic traction system**  
Ref: M9P 050 0 0

## Surgiline 2000R Surgical Table

Electrohydraulic

Ref: M2C 000 0 0





Bıçakçılar Surgiline 2000R Surgical Table is designed to accommodate various type of patient positioning required for demanding surgical procedures, with ultimate care to the patient's and user's safety. Surgiline 2000R Surgical Table is constructed with stainless steel and high quality materials to provide durability and long operating life.

Surgical positions of Surgiline 2000R are adjusted by an electrohydraulic system. Surgiline 2000R surgical table has up/ down, sliding, Trendelenburg/ reverse Trendelenburg, right/left lateral, renal surgery, reflex and flex positions. Positions are adjusted with remote control, in a quite and nonvibrating manner at constant speed. In case of any remote control malfunction, control button located on the table base can be used to adjust the table positions. Head and leg position settings are performed manually. The tabletop can be rotated 355°.

2000R Surgical Table is equipped with battery recharge system. Movements of the table are fed from battery circuit Battery power of the table has a 30 minutes operating time in cases of mains failure providing approximately 30 complete position changes.

The tabletop consists of four sections: head, backrest, seat and leg, each with removable, easy to clean, antibacterial, and waterproof polyurethane pads for patient comfort.

Easy to install optionai radiographic tabletop assembly kit enables using Surgiline 2000R for X-ray procedures. Sliding motion of the tabletop enables Surgiline 2000R Surgical Table compatible for use with C-arm radiological equipment

The durable cast iron table base and electrohydraulic piston is covered with stainless steel. The "T" shape design of the Surgiline 2000R allows easy access to the tabletop in any position. Special brakes and antistatic casters allow ease of mobility. Stainless steel side rails accept a variety of available accessories.

Surgiline 2000R Surgical Table is a state-of-the-art product and with both quality and competitive pricing it is an excellent choice for todays demanding surgery theaters.

## Technical Details

### Height adjustment:

730 - 1060 mm

### Height adjustment (w/mattress):

770 - 1100 mm

**Tabletop:** 500 x 1980 mm

**Table base:** 370 x 830 mm

**Head section:** 500 x 305 mm

**Backrest section:** 500 x 530 mm

**Seat section:** 500 x 560 mm

**Right leg section:**

235 x 620 mm

**Left leg section:**

235 x 620 mm

**Voltage\*:** 230V, 50/60Hz

**Remote control voltage:** DC 5V

**Motor inputs:** DC 24V, 10A

**Battery:** 2 each, 12V, 7Ah,

maintenance free, lead acid

**Battery recharge voltage:** DC 27.2V

**Low Battery Level Alarm:**

Sound alarm

**Battery recharge time:**

18h (full charge)

## Packing Details

**Net weight:** 270 kg

**Gross Weight:** 310 kg

**Packing dimensions:**

1000x 1680x 1100 mm

\* 110 Volt option

## Positions

### Head section:

Upward 15°, Downward 90°

Extendable 5 cm, Removable

**Backrest section:** Downward 45°, Upward 75°, Upward 50° (w/radiographic tabletop and mattress)

### Leg section:

Downward 90°, Upward 15°,

Spreading 90°, Removable,

Independent movement

**Lateral:** Right 20°, Left 20°

**Trendelenburg:** 25°

**Reverse Trendelenburg:** 25°

**Lateral nephrectomy:** 135°

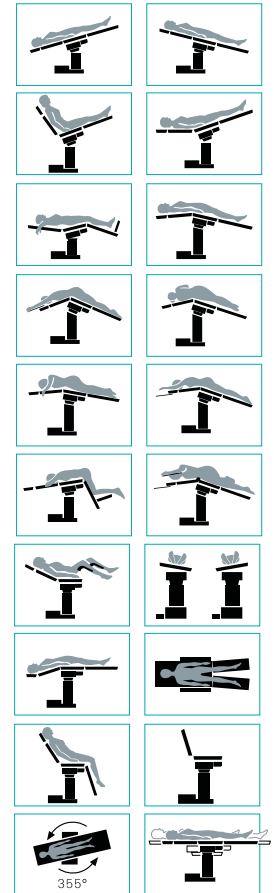
**Reflex:** 105°

**Flex:** 225°

**Tabletop:** Rotates 355°

**Horizontal tabletop sliding:**

250 mm



## Surgiline 2000E Surgical Table

Electrohydraulic

Ref: M2C 650 0 0





Bıçakçılar Surgiline 2000E Surgical Table is designed to accommodate different patient positions required for demanding surgical procedures, with an ultimate focus on patient and user safety. Surgiline 2000E Surgical Table is constructed with stainless steel and high quality materials to provide durability and long operating life.

Surgical positions of Surgiline 2000E are adjusted by an electrohydraulic system. Surgiline 2000E Surgical Table has up/down, sliding, Trendelenburg/reverse Trendelenburg, right/left lateral, renal surgery, Trendelenburg and back section upward combination, and back section tabletop positions. Positions are adjusted with remote control, in a quite and nonvibrating manner at constant speed.

Surgiline 2000E Surgical Table is equipped with battery recharge system. Movements of the table are fed from battery circuit. Battery power of the table has a 30 minutes operating time in cases of mains failure providing approximately 30 complete position changes.

The tabletop consists of four sections: head, backrest, seat and leg, each with removable, easy to clean, anti-bacterial, and waterproof 80 mm mattress for patient comfort.

Easy to install optional radiographic tabletop kit\* enables using Surgiline 2000E for X-ray procedures. Sliding motion of the tabletop enables Surgiline 2000E Surgical Table compatible for use with C-Arm radiological equipment.

The durable cast iron table base and electrohydraulic piston is covered with stainless steel. The "T" shape design of the Surgiline 2000E allows easy access to the tabletop in any position. Special brakes and anti-static casters allow ease of mobility. Stainless steel side rails accept a variety of available accessories.

Surgiline 2000E Surgical Table is a state-of-the-art product and with both quality and competitive pricing it is an excellent choice for today's demanding surgery theaters.

## Technical Details

**Height adjustment:** 725 - 1055 mm

**Height adjustment (w/mattress):** 805 - 1135 mm

**Tabletop:** 500 x 1880 mm

**Table base:** 370 x 830 mm

**Head section:** 500 x 240 mm

**Backrest section:** 500 x 490 mm

**Seat section:** 500 x 510 mm

**Right leg section:** 235 x 555 mm

**Left leg section:** 235 x 555 mm

**Voltage\*:** 230V, 50Hz

**Remote control voltage:** DC 5V

**Motor inputs:** DC 24V, 10A

**Battery:** 2 each, DC 12V, 7Ah, maintenance free, lead acid battery

**Battery recharge voltage:**

DC 27.2V

**Low Battery Level Alarm:**

Sound alarm

**Battery recharge time:**

18h (full charge)

## Packing Details

**Net weight:** 250 kg

**Gross weight:** 295 kg

**Packing dimensions:**

1000 x 1680 x 1100 mm

\* 110 Volt option

## Positions

**Head section:** Upward 15°, Downward 90°, Extendable 5 cm, Removable

**Backrest section:** Upward 75°, Downward 45°, Upward 45° (w/radiographic tabletop and mattress)

**Leg section:** Upward 15°, Downward 90°, Spreading 90°, Removable, Independent movement

**Lateral:** Right 20°, Left 20°

**Trendelenburg:** 25°

**Reverse Trendelenburg:** 25°

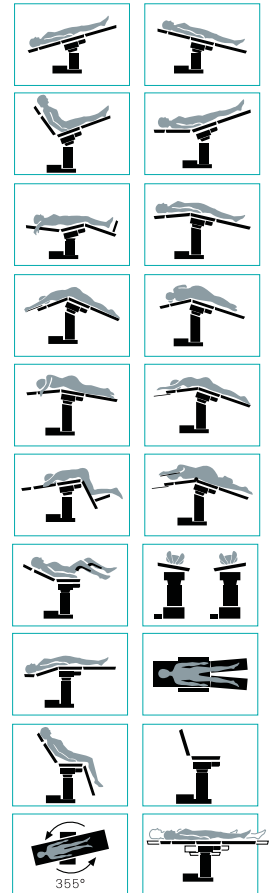
**Lateral nephrectomy:** 135°

**Reflex:** 105°

**Flex:** 225°

**Tabletop:** Rotates 355°

**Horizontal tabletop sliding:** 250 mm



## Surgiline 550 Series Surgical Tables

Ref: M2A 000 0 0 - 550S Surgical Table - Hydraulic

Ref: M2B 000 0 0 - 550SE Surgical Table - Electric



550SE Surgical Table - Electric



Bıçakcılar Surgiline 550 Series Surgical Tables are designed to accommodate various type of patient positioning required for demanding surgical procedures with ultimate care to the patient's and user's safety. Surgical Tables are constructed with stainless steel and high quality materials to provide durability and long operating life.

The tabletop consists of four HPL-Compact Laminant sections: head, backrest, seat and leg; each with removable, easy to clean, antibacterial, and waterproof polyurethane pads for patient comfort.

Optional radiographic tabletop made of HPL - Compact Laminant can be easily installed and removed for X-ray procedures.

The durable cast iron table base is covered with a stainless steel. The "T" shape design of the Surgiline 550 Series allows easy access to the tabletop in any position. Special brakes and antistatic casters allow ease of mobility. Stainless steel side rails accept a variety of available accessories.

Surgiline 550 Series Surgical Tables are reliable products having both quality and competitive pricing it is an excellent choice.

### Surgiline 550S Surgical Table, Hydraulic

The tabletop can be raised and lowered to the desired height with a hydraulic lift in a quiet and nonvibrating manner by using a foot pedal. Downward speed is adjustable. Other specific table settings are performed manually. The tabletop can be rotated for 355°.

### Surgiline 550SE Surgical Table, Electric

The tabletop can be raised and lowered to the desired height with an electrically operated piston in a quiet and nonvibrating manner. This is achieved with a foot pedal control. Other specific table settings are performed manually.

### Technical Details

#### Height adjustment:

770 - 1000 mm (550S)

815 - 1115 mm (550SE)

#### Height adjustment (w/mattress):

800 - 1030 mm (550S)

845 - 1145 mm (550SE)

#### Tabletop (w/o accessories):

450 x 2020 mm

Table base: 550 x 800 mm

Head section: 450 x 310 mm

Backrest section: 450 x 550 mm

Seat section: 450 x 445 mm

Right leg section: 215 x 680 mm

Left leg section: 215 x 680 mm

#### Electro-mechanical piston (550SE):

DC 24V

Voltage (550SE)\*: 220V, 50Hz

Power consumption (550SE): 150W

### Packing Details

#### Net weight:

220 kg (550S)

180 kg (550SE)

#### Gross weight:

265 kg (550S)

225 kg (550SE)

#### Packing dimensions:

1000 x 1680 x 1100 mm

\* 110 Volt option

### Positions

**Head section:** Upward 15°, downward 90°, Extendable 5 cm, Removable

**Lateral:** Right 20°, Left 20°

**Trendelenburg:** 25°

**Reverse Trendelenburg:** 25°

**Backrest section:** Downward 15°, Upward 75° (w/mattress), Upward 90° (w/o mattress), Upward 20° (w/radiographic tabletop and mattress)

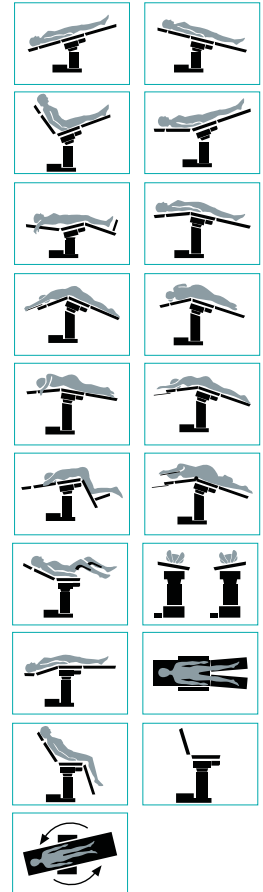
**Reflex:** 105°

**Flex:** 195°

**Leg section:** Downward 90°, Upward 15° Spreading 90°, Removable, Independent movement

**Renal surgery:** 165°

**Tabletop:** Rotates 355° (550S)



355° (550S)

## Accessories For Surgiline 2000R, 2000E, 550S, 550SE Surgical Tables

### Standard accessories

- ▶ Anaesthetist's frame (1 ea)
- ▶ I.V. stand (1 ea)
- ▶ Shoulder supports (2 ea)  
(Optional accessories for 2000E)
- ▶ Body supports (2 ea)  
(Optional accessories for 2000E)
- ▶ Surgical table arm boards (2 ea)
- ▶ Knee crutches (2 ea)  
(Standard accessory for 2000R;  
optional accessory for 2000E, 550)
- ▶ Compact stand for surgical table  
accessories (1 ea)  
(Standard accessory for 2000R;  
optional accessory for 2000E, 550)
- ▶ Body strap (1 ea)
- ▶ Mattress (1 set)



**Anaesthetist's frame**  
Ref: M3S 000 0 0



**Body supports**  
Ref: M3R 000 0 0 (Ref of 1 ea)  
(Optional accessories for 2000E)



**Body strap**  
Ref: M9E 000 0 0



**I.V. stand**  
Ref: M3T 000 0 0



**Surgical table arm boards**  
Ref: M3M 000 0 0 (Ref of 1 ea)



**Mattress**  
Ref: M2C 800 5 0 (2000E)



**Shoulder supports**  
Ref: M3P 000 0 0 (Ref of 1 ea)  
(Optional accessories for 2000E)



**Knee crutches**  
Ref: M9N 000 0 0 (Ref of 1 ea)  
(Standard accessory for 2000R;  
optional accessory for 2000E, 550)



**Polyurethane mattress**  
Ref: M2C 903 5 0 (2000R)  
Ref: M2D 901 5 0 (550)

### Accessories

- ▶ Foot support
- ▶ Knee crutches
- ▶ Arthroscopic knee crutch
- ▶ Knee rest
- ▶ Proctology attachment
- ▶ Radiographic tabletop assembly kit  
(2000R)
- ▶ Radiographic tabletop kit (550)
- ▶ X-ray cassette holder
- ▶ Wrist grip
- ▶ Arm strap
- ▶ Arm/hand surgical section
- ▶ Waste tray
- ▶ Leg rest - Lithotomy position
- ▶ Head section, height adjustable
- ▶ Arm support
- ▶ Horseshoe headrest
- ▶ Skull clamp
- ▶ Crossbar adaptor for skull clamp
- ▶ Stand for skull clamp and horseshoe  
headrest
- ▶ Arthroscopic shoulder support (2000E,  
550)
- ▶ Lithotomy leg positioning boot
- ▶ Obese stirrups for lithotomy surgery
- ▶ Spinal surgery frame
- ▶ Carbon fiber leg section (2000E)
- ▶ Compact laminate leg section (2000E)



**Foot support**  
Ref: M3J 000 0 0 (Ref of 1 ea)



**Compact stand for surgical  
table accessories**  
Ref: M3E 100 5 0  
(Standard accessory for 2000R; optional  
accessory for 2000E, 550)





**Arthroscopic knee crutch**  
Ref: M2D 309 5 0



**X-ray cassette holder**  
Ref: M9D 000 0 0



**Leg rest - Lithotomy position**  
Ref: M2D 600 5 0 (Ref of 1 ea)



**Horseshoe headrest**  
Ref: M3F 000 0 0



**Arthroscopic shoulder support**  
Ref: M9S 150 0 0 (2000E)



**Knee rest**  
Ref: M9L 000 0 0 (2000R, 2000E)  
Ref: M30 000 0 0 (550)



**Wrist grip**  
Ref: M2D 333 5 0



**Head section, high adjustable**  
Ref: M9B 200 5 0 (2000R)  
Ref: M9B 000 0 0 (550)



**Skull clamp**  
Ref: M9A 000 0 0



**Lithotomy leg positioning boot**  
Ref: AU-OTJ01-001 (Ref of 1 pair)  
**Obese stirrups for lithotomy surgery**  
Ref: AU-OTJ01-004 (Ref of 1 pair)



**Proctology attachment**  
Ref: M3I 000 0 0



**Arm/hand surgical section**  
Ref: M9M 100 0 0



**Head section, high adjustable**  
Ref: M9B 250 0 0 (2000E)



**Crossbar adaptor for skull clamp**  
Ref: M9A 001 5 0



**Spinal surgery frame**  
Ref: M9P 200 0 0



**Radiographic tabletop assembly kit**  
Ref: M2C 400 5 0 (2000R)  
**Radiographic tabletop kit**  
Ref: M3V 000 0 (550)



**Waste tray**  
Ref: M9H 000 0 0 (2000R, 2000E)  
Ref: M3Z 000 0 (550)



**Arm support**  
Ref: M9M 000 0 0 (Ref of 1 ea)



**Stand for skull clamp and horseshoe headrest**  
Ref: M9K 000 0 0



**Carbon fiber leg section**  
Ref: M9S 050 0 0 (2000E)



**Compact laminate leg section**  
Ref: M9S 060 0 0 (2000E)

## Surgiline 2000C Surgical Tables

Carbon Fiber

Ref: M2C 500 0 0





Bıçakcılar Surgiline 2000C Surgical Table Carbon Fiber is specifically designed for radiosopic operations. Surgiline 2000C is constructed with X-ray permeable carbon fiber table top, stainless steel and high quality materials to provide durability and long operating life.

Positions of Surgiline 2000C are adjusted by an electrohydraulic system. Carbon fiber table has up/down, sliding, Trendelenburg/ reverse Trendelenburg, right/left lateral positions. Positions are adjusted with remote control, in a quite and nonvibrating manner at constant speed. The tabletop can be rotated 355°.

2000C Surgical Table Carbon Fiber is equipped with battery recharge system. Movements of the table are fed from battery circuit. Battery power of the table has a 30 min operating time (approx 30 full positioning)

The 250 cm long carbon fiber table top provides effective imaging and 'T' shape design of the Surgiline 2000C allows easy access to the table top in any position. Special breaks and antistatic casters allow ease of mobility.

Surgiline 2000C Surgical Table Carbon Fiber is unique product specially designed and manufactured in order to provide highest value of imaging.

## Technical Details

### Height adjustment:

780 - 1110 mm

### Height adjustment (w/mattress):

860- 1190 mm

**Tabletop:** 640 x 2300 mm

**Table base:** 370 x 830 mm

**Voltage\*:** 230V, 50/60Hz

**Remote control voltage:** DC 5V

**Motor inputs:** DC 24V, 10A

**Battery:** 2 each, 12V, 7Ah, maintenance free, lead acid

**Battery recharge voltage:**

DC 27.2V

**Low Battery Level Alarm:** Sound alarm

**Battery recharge time:** 18h (full charge)

## Packing Details

**Net weight:** 250 kg

**Gross weight:** 290 kg

**Packing dimensions:**

1000 x 1680 x 1100 mm (Table body)

200 x 680 x 2400 mm (Table top)

**\* 110 Volt option**



## Positions

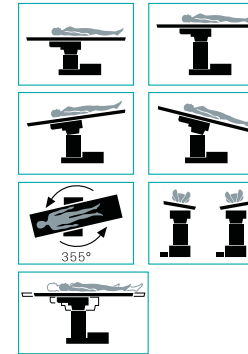
**Lateral:** Right 20°, Left 20°

**Trendelenburg:** 25°

**Reverse Trendelenburg:** 25°

**Tabletop:** Rotates 355°

**Horizontal table sliding:** 250 mm



## Accessories

- ▶ I.V. stand (1 ea)
- ▶ Mattress ( 1 set)
- ▶ Body strap (1 ea)



**I.V. stand**

Ref: M3T 000 0 0



**Mattress**

Ref: M2C 535 5 0



**Body strap**

Ref: M9E 000 0 0



**Carbon fiber tabletop**

## Surgiline 1000 Orthopedic Traction System

Ref: M9P 000 0 0 (For Surgiline 2000 and 550 Series)

Ref: M9P 050 0 0 (For Surgiline 3000 Series)

Bıçakçılar Surgiline 1000 Orthopedic Traction System is easily assembled with Surgiline 3000, 2000, and 550 Series Surgical Tables with a practical connection. By using Traction System, the tabletop designed for standard operations is easily adjusted for traumatological and orthopedic operations.

Orthopedic Traction System is also compatible with C-arm scanning. Certain parts of the stainless steel frame are covered with polyurethane padding for patient comfort.

### Standard Accessories

- ▶ Connecting parts
- ▶ Traction arms longitudinally adjustable
- ▶ Pair of traction boats -for adults-
- ▶ Traction supports rise in conjunction with table
- ▶ A pair of traction mechanism with fine adjustment

### Accessories

- ▶ Lateral countertraction bar - Femur
- ▶ Arm traction system
- ▶ Stand for orthopedic traction system



**Lateral countertraction bar - Femur**  
Ref: M9I 230 5 0



**Arm traction system**  
Ref: M9I 200 5 0
























**Stand for orthopedic traction system**  
Ref: M9J 200 5 0





## Comparison Chart of The Surgiline Surgical Tables

		Surgiline 3000 Series	Surgiline 2000 Series				Surgiline 550 Series	
								
	Model Number	3000R	2000R	2000E	2000C	550S	550SE	
	Ref Number	M2B 750 0 0	M2C 000 0 0	M2C 650 0 0	M2C 500 0 0	M2A 000 0 0	M2B 000 0 0	
	Working Principle	Electrohydraulic	Electrohydraulic	Electrohydraulic	Electrohydraulic	Mechanic	Electrohydraulic	
		Trendelenburg	-35°/+35°	-25°/+25°	-25°/+25°	-25°/+25°	-25°/+25°	-25°/+25°
	Up-Down	650 - 1000 mm	730 - 1060 mm	725 - 1055 mm	740 - 1070 mm	770 - 1000 mm	815 - 1115 mm	
	Lateral Tilt: Right, Left 20°	✓	✓	✓	✓	✓	✓	
	Kidney Elevator	✓	✓*	✓*	✗	✓*	✓*	
	Backrest	✓	✓	✓	✗	✓	✓	
	Sliding	✓	✓	✓	✓	✗	✗	
	Removable Split Leg and Head Section	✓	✓	✓	✗	✓	✓	
	Leg 90° Open	✓	✓	✓	✗	✓	✓	
	Leg Up-Down	✓	✓	✓	✗	✓	✓	
	Polyurethane Mattress	✓	✓	✗	✗	✓	✓	
	Viscolex Mattress	✗	✗	✓	✓	✗	✗	
	Radiological Imaging	✓	✓*	✓*	✓	✓	✓*	
	Reset	✓	✗	✗	✗	✗	✗	
	Battery	✓	✓	✓	✓	✗	✗	
	Floor Lock	Electrohydraulic	Manual	Manual	Manual	Manual	Manual	

\* possible with accessory

## Surgiline 900/950 Eye Surgery Tables




**Surgiline 900 Eye Surgery Table**

Ref: M2T 400 0 0



### Head Section Positioning



**Surgiline 950 Eye Surgery Table**

Ref: M2T 600 0 0

Bıçaklılar Surgiline 900/950 Eye Surgery Tables are designed for ophthalmic surgical procedures and examinations. Tables are constructed with high quality materials to provide hygiene and long operating life in hospitals and clinics.

Eye Surgery Tables consists of head, backrest, seat and leg sections. Multifunction head section can be adjusted to required position. In order to provide larger operating field, the backrest section is in a tapering shape towards the head section.

Adjustable side supports can be easily mounted to backrest section depending on the table's position of use (supine or sitting positions).

The brake system controlled from both wheels at foot-end allows both casters to move freely, stabilize one caster in the straight direction, or secures the both casters. The casters at head-end has own brakestable at desired position.

Two handles on backrest section of the tables provides easy maneuverability while conductivity is provided by an anti-static castor.

The tabletop can be raised and lowered, and backrest section can be moved forward and backward with remote control by hand or with a multifunctional foot pedal (optional accessory).

Three positions can be preset in memory by use of the remote control unit. For patient comfort the seat section horizontally moves concurrently with backrest section in combination with leg section movements. These positions are adjusted by an electrically operated piston.

Rechargeable battery provides uninterrupted power and can be removed easily for recharging. In urgency all the movements of table can be halted by one-touch button located on the battery control unit.

Trendelenburg position is adjusted pneumatically by a foot pedal.

## Technical Details

**Height adjustment:** 610 - 810 mm

**Table horizontal length:** 1565 mm

**Table base:** 665 x 800 mm

**Head section:** 180 x 200 mm

**Backrest section:** 530 x 600 mm

**Seat section:** 530 x 540 mm

**Leg section:** 510 x 440 mm

**Voltage:** 220V, 50Hz (For battery charging)

**Rechargeable Battery:** DC 24V

## Positions

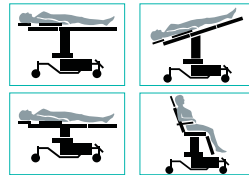
**Head section:**

Upward 100 mm, Downward 100 mm, Extendable 160 mm

**Backrest section:** Upward 75°

**Trendelenburg:** 15°

**Leg section:** Downward 45°



## Packing Details

**Net weight:** 110 kg

**Gross weight:** 165 kg

**Packing dimensions:**

1000 x 1680 x 1100 mm

## Standard Accessories

- ▶ Arm boards (2 ea)
- ▶ Flexible cover bow (1 ea)
- ▶ Remote control holder (1 ea)
- ▶ Battery recharge unit (1 ea)



**Arm boards**

Ref: M9F 400 0 0 (Black) (Ref of 1 ea)

Ref: M9F 200 0 0 (Blue) (Ref of 1 ea)



**Flexible cover bow**

Ref: M2T 115 5 0



**Remote control holder**

Ref: M2T 310 5 0



**Battery recharge unit**

Ref: ML1 19 129

## Accessories

- ▶ Spare battery
- ▶ Multi-functional foot pedal
- ▶ Operator chair



**Spare battery**

Ref: ML1 21 006



**Multi-functional foot pedal**

Ref: M2T 370 0 0



**Operator chair**  
Ref: M2T 150 0 0

## Operator Chair for Eye Surgery Tables

Operator chair is designed to be used with Eye Surgery Tables providing comfortable and desired seating positions. Special arm supports allow stabilization of operator's arm/hand motions. Seat height, back section and arm support positions are adjustable.



## Mobiline 690 Transfer Trolley

Ref: M2U 300 0 0 - Mobiline 690A Trolley Carriage - Ward (w/height adjustment)

Ref: M2U 310 0 0 - Mobiline 691A Trolley Carriage - Ward (Fixed height)

Ref: M2U 350 0 0 - Mobiline 690B Trolley Carriage - Clean Area (w/height adjustment and Trendelenburg)

Ref: M2U 360 0 0 - Mobiline 691B Trolley Carriage - Clean Area (Fixed height and w/Trendelenburg)

Ref: M2U 400 0 0 - Mobiline 690C Transfer Platform



The Mobiline 690 Transfer Trolley is an effortless system for nursing staff providing safe and comfortable transfer of patient between hospitals ward and clean areas whilst protecting the bacterial barrier.

Mobiline 690 Transfer Trolley can be used to transfer patients between intensive care units, surgical departments and hospital wards without lifting patient from transfer platform and without moving out the trolley carriage from designated field. Therefore emergency patients can be transferred faster and gently while preserving the hygiene conditions.

The Mobiline 690 Transfer Trolley system consists of three elements: Clean Area and Ward Trolley Carriages, and Transfer Platform. The system can be configured depending on hospital requirement by using Clean Area/ Ward Trolley Carriages and Transfer Platform in requested quantity and combination.

The Transfer platform is comprised of head-backrest and seat-leg sections. The 80mm thick viscolex mattress provides maximum patient comfort. The blind stitched mattress is removable and easy to clean with common hospital disinfectants.

The full-length, stainless steel, locking tuck-away side rails ensure maximum safety for both patient and staff. They provide easy access and the tuck-away side rails let transfer platform to lie flush with the bed for zero transfer gap and easier patient transfer.

When transfer platform is mounted to clean area trolley carriage, Trendelenburg position\* can be adjusted rapidly from both sides of the foot end with block-lift system. The backrest section can be raised and lowered effortlessly by means of block-lift mechanism.

Height of the transfer platform can be adjusted with a foot pedal controlled hydraulic system that is present on both Clean Area and Ward Trolley Carriages\*\*. On both trolley carriages wheels can be locked, released or put in true direction steering mode from any corner. The system allows four casters to move freely or releases the 5th wheel or secures the trolley carriages in desired position. The 5th wheel helps to steer trolley carriages around corners and at slopes with little effort and freely by one person. All round bumpers provide full protection for transfer platform.

In order to convey transfer platform to the other side, Clean Area and Ward Trolley Carriages can be attached together automatically. After completing the transfer, trolley carriages can be unattached with single action.

I.V. Stand, Monitor Tray and Head-foot board can be mounted to the Transfer Platform.

*\* Trendelenburg position is available on only MOBILINE 690B and 691B.*

*\*\* Height adjustment is available only at MOBILINE 690A and 690B. MOBILINE 691A and 691B have fixed height.*

## Technical Details

### Mobiline 690A and 690B

#### Height adjustment:

580- 720 mm

#### Height adjustment (w/690C):

780- 920 mm

#### Tabletop (Transfer rail):

440x 1980 mm

#### Table base:

605 x 1510 mm

### Mobiline 691A and 691B

#### Height adjustment:

720 mm (Fixed)

#### Height adjustment (w/690C):

920 mm

#### Tabletop (Transfer rail):

440x 1980 mm

#### Table base:

605 x 1510 mm

### Mobiline 690C Platform:

680 x 2080 mm

#### Head-Backrest section:

610 x 760 mm

#### Seat-leg section:

610 x 1110 mm

#### Patient surface:

610 x 1900 x 80 mm

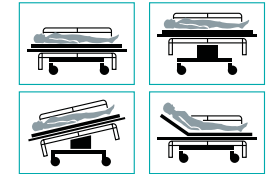
## Positions

### Trendelenburg:

10° (690B and 691B)

### Head-backrest section:

75° upward (690C)



## Packing Details

### Mobiline 690A and 691A

**Net weight:** 77 kg

**Gross weight:** 115 kg

**Packing dimensions:**

800 x 2150 x 850 mm

### Mobiline 690B and 691B

**Net weight:** 85 kg

**Gross weight:** 123 kg

**Packing dimensions:**

800 x 2150 x 850 mm

### Mobiline 690C

**Net weight:** 62 kg

**Gross weight:** 100 kg

**Packing dimensions:**

800 x 2150 x 850 mm

## Mobiline 690 Transfer Trolley

### Transfer Procedure



### Standard Accessories

- ▶ 5th wheel
- ▶ I.V. stand - Telescopic, folding (1 ea)  
(For Mobiline 690C)
- ▶ Mattress (1 ea) (For Mobiline 690C)



**5th wheel**

Ref: M2M 480 5 0



**I.V. stand - Telescopic, folding**

Ref: M2N 404 5 0



**Mattress**

Ref: MT2 04 045



## Accessories

- ▶ I.V. stand - Telescopic
- ▶ Body strap
- ▶ Head/foot board (push-pull bar)
- ▶ Monitor tray/foot board - Folding
- ▶ 5 L. Oxygen cylinder holder



**I.V. stand - Telescopic**  
Ref: M2N 480 5 0



**Monitor tray/foot board - Folding**  
Ref: M2U 240 0 0



**Body strap**  
Ref: M9E 000 0 0



**5 L. Oxygen cylinder holder**  
Ref: M2N 530 5 0



**Head/foot board (push-pull bar)**  
Ref: M2U 250 0 0

## Mobiline 675 Multipurpose Stretcher

Ref: M2Y 000 0 0



The Mobiline 675 Multipurpose Stretcher is a full function, durable and economical choice for patient transport at any hospital department. From a wide variety of accessories and factory installed options you can choose the model that is best for your needs.

Trendelenburg/reverse Trendelenburg position of the patient during critical situations can be handled rapidly from both sides of the foot end (as an option from both head and foot ends) with block-lift system. The backrest block-lift system gives you the power to effortlessly raise and lower the patient into a wide range of comfortable positions. A smooth functioning, easily accessible hand crank at the foot end quickly controls knee positions and foot height can be practically adjusted with a manually controlled mechanism.

The full-length, stainless steel, locking tuck-away side rails ensure maximum safety for both the patient and staff. They provide easy access and the tuck-away rails let Mobiline 675 to lie flush with the bed for zero transfer gap and easier patient transfer.

Precision casters make the stretcher easy to maneuver, even on rough surfaces. Easy access controls for braking and 5th wheel make Mobiline 675 easy to steer.

Central brake system operated by a foot pedal alters motions of the table. The system allows four casters to move freely or releases the 5th wheel or secures the table in desired position. The 5th wheel helps to steer Mobiline 675 Stretcher around corners and at slopes with little effort and freely by one person.

The 80 mm thick mattress provides maximum patient comfort. Removable mattress and the stretcher top are easy-to-clean.

All around bumpers and variety of accessories are designed to provide comfortable and functional use for the hospital staff.

Hands-free hydraulic height adjustment system is operated by a T-pedal at the foot end (as an option at both head and foot ends).

The stretcher top raises and lowers smooth and evenly. The optional full length radiographic table top can be easily installed and removed for X-ray procedures. The optional radiographic back section coupled with the pneumatically assisted backrest section, provide for easy and precise chest X-rays.

## Technical Details

### Height adjustment:

615 - 870mm

### Height adjustment (w/mattress):

695 - 950 mm

### Tabletop: 750 x 2120 mm

### Table base:

665 x 1360 mm

### Head-backrest section:

555 x 695 mm

### Seat section:

555 x 490 mm

### Foot section:

555 x 590 mm

### Patient surface:

680 x 1920 x 80 mm

## Packing Details

**Net weight:** 133 kg

**Gross weight:** 170 kg

**Packing dimensions:**

800 x 2150 x 850 mm

## Positions

**Trendelenburg:** 8°

**Reverse Trendelenburg:** 8°

**Head-backrest section:**

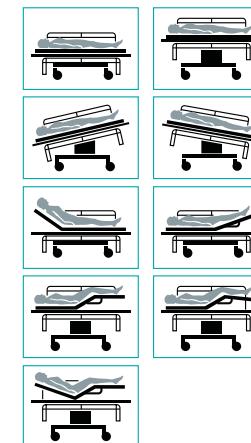
Upward 85°

**Foot section:** Upward 35°

**Leg:** Upward 35°

**Knee flex**

**Fowler**






## Accessories For Mobiline 675 Multipurpose Stretchers

### Standard Accessories

- ▶ I.V. stand - Telescopic, folding (1 ea)
- ▶ Storage Basket (1 ea)
- ▶ Mattress (1 ea)
- ▶ 5th wheel



**I.V. stand - Telescopic, folding**  
Ref M2N 404 5 0



**Foot/head end hydraulic height control**  
Ref: M2Y 300 5 0



**Storage Basket**  
Ref: M2N 475 3 0



**Mattress**  
Ref: MT2 04 037



**Foot/head end Trendelenburg adjustment**  
Ref: M2Y 301 5 0



**5th wheel**  
Ref: M2Y 340 5 0



**Radiographic back section**  
Ref: M2Y 380 5 0

## Accessories

- ▶ I.V. stand - Telescopic
- ▶ Body strap
- ▶ Side rail mattress
- ▶ Radiographic tabletop
- ▶ X-ray cassette holder
- ▶ Head/foot board (Push-pull bar)
- ▶ Monitor tray/foot board
- ▶ Tissue paper dispenser
- ▶ Examination tissue paper
- ▶ Oxygen cylinder basket
- ▶ 80 mm viscolex mattress



**I.V. stand - Telescopic**  
Ref: M2N 480 5 0



**Radiographic tabletop**  
Ref: M2Y 092 5 0



**Monitor tray/foot board**  
Ref: M2N 469 5 0



**Body strap**  
Ref: M9E 000 0 0



**X-ray cassette holder**  
Ref: M9D 000 0 0



**Tissue paper dispenser**  
Ref: M2N 434 5 0



**Oxygen cylinder basket**  
Ref: M2N 474 3 0



**Side rail mattress**  
Ref: M2N 494 5 0



**Head/foot board (Push-pull bar)**  
Ref: M2N 319 5 0



**Examination tissue paper**  
Ref: MT1 06 001



**80 mm viscolex mattress**  
Ref: MT2 04 049

## Mobiline 650 Stretcher

Ref: M2M 400 0 0





Bıçakçılar Mobiline 650 Stretcher is a functional and reliable product designed for examinations, minor surgical procedures, and patient transportation. It is a truly versatile table with wide range of applications for all hospitals and clinics.

The tabletop is raised and lowered by a hydraulic foot pedal system in a quiet and nonvibrating manner. Trendelenburg/reverse Trendelenburg, renal surgery and head-backrest positions are adjusted manually by a block-lift mechanism.

Stretcher top is formed by head backrest and seat-leg sections. Extra patient comfort is provided by a specially designed 80 mm viscolex mattress, with an antibacterial surface. The mattress is manufactured with flame retarding materials arranged as viscoelastic layers, conforming to patients body contour by its inherent resilient texture. This feature is especially useful for prolonged use, by increasing surface area at pressure points and supporting dermal microcirculation. The mattress is secured to the stretcher top with Velcro fasteners, that detach instantly upon light pull, and embedded tight sewing lines enable cleaning with ordinary antiseptic solutions. Stretcher top is protected with an all around bumper system.

The large casters (one of them is antistatic) allow high maneuverability and provide comfort during transportation. The system operated by a foot pedal alters motions of the table. Central brake system allows four casters to move freely or releases the 5th wheel or secures the table in desired position. The 5th wheel helps to steer Mobiline 650 Stretcher around corners and at slopes with little effort and freely by one person.

The versatility of the Bıçakçılar Mobiline 650 makes it a valuable choice for today's healthcare facilities, and meets the demands of the future.

## Technical Details

### Height adjustment:

580 - 800 mm

### Height adjustment (w/mattress):

660 - 880 mm

**Tabletop:** 700 x 2100 mm

**Tabletop base:** 600 x 1080 mm

**Head-backrest section:**

700 x 750 mm

**Seat-leg section:** 700 x 1320 mm

**Patient surface:**

600 x 1900 x 80 mm

## Packing Details

**Net weight:** 115 kg

**Gross weight:** 152 kg

**Packing dimensions:**

800 x 2150 x 850 mm

## Positions

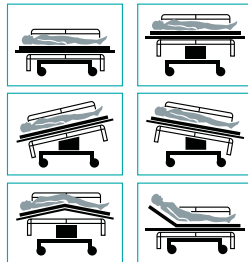
**Trendelenburg:** 10°

**Reverse Trendelenburg:** 10°

**Renal surgery:** 165°

**Head-backrest section:**

85° upward, 15° downward



## Standard Accessories

- ▶ I.V. stand - Telescopic, folding (1 ea)
- ▶ 5th wheel
- ▶ Mattress (1 ea)
- ▶ Storage basket (1 ea)
- ▶ Body strap (1 ea)



**I.V. stand - Telescopic, folding**  
Ref: M2M 580 5 0



**5th wheel**  
Ref: M2M 480 5 0



**Mattress**  
Ref: MT2 04 046



**Storage basket**  
Ref: M2M 515 5 0



**Body strap**  
Ref: M9E 000 0 0

## Accessories

- ▶ I.V. stand - Telescopic, folding (For foot side)
- ▶ Monitor tray/foot board
- ▶ 5 L. Oxygen cylinder holder
- ▶ I.V. stand - Telescopic
- ▶ Radiographic tabletop set



**I.V. stand - Telescopic, folding (For foot side)**  
Ref: M2M 590 0 0



**Monitor tray/foot board**  
Ref: M2U 240 5 0



**5 L. Oxygen cylinder holder**  
Ref: M2M 510 5 0

**I.V. stand, telescopic**  
Ref: M2N 480 5 0



**Radiographic tabletop**  
Ref: M2M 660 0 0

## Mobiline 601 Stretcher

Ref: M2P 100 0 0



Bıçakçılar Mobiline 601 Stretcher is a functional and reliable product for patient transfer and urgent attempts.

The stretcher includes two parts: head-backrest section and seat-foot section. It is also covered with 80mm mattress for patient comfort. Mattress can be easily attached/removed, easy to clean, anti-bacterial, seamless, flame repellent and cleaned by hospital disinfectants. Pads, located four corners on tabletop of the stretcher, protects the product against impacts.

Stretcher has a brake system including two roulettes with brake that are located diagonal.

Besides solidity and lightness, Mobiline 601 Stretcher is also affordable, will meet requirements of next years.

## Technical Specifications

**Height:** 650 mm (Fix)

**Height (w/mattress):** 730 mm

**Table top:**

715 x 2050 mm (w/o pads)

715 x 2086 mm (w/pads)

**Head-backrest section:**

650 x 750 mm

**Seat-foot section:** 650 x 1320 mm

**Table base:** 600 x 1475 mm

**Mattress:** 600 x 1900 x 80 mm

## Packaging Information

**Net weight:** 50 kg

**Gross weight:** 90 kg

**Package dimensions:**

800 x 2150 x 850 mm

## Position

**Head-backrest section:**

80° up



## Standard Accessories

- ▶ I.V. Stand (1 ea)
- ▶ Basket (1 ea)
- ▶ Mattress (1 ea)



**I.V. Stand**

Ref: M3H 000 0 0



**Basket**

Ref: M2P 123 3 0



**Mattress**

Ref: MT2 04 057

## Accessory

- ▶ Body Strap



**Body Strap**

Ref: M9E 000 0 0



## Examline 850 Blood Donor Chair

Ref: M2Z 000 0 0



Bıçakçılar Examline 850 Blood Donor Chair is designed and manufactured to provide years of trouble-free service in a variety of applications such as: Blood Banks, Dialysis, Pheresis and Plasma Centers, Hospitals and Clinics.

Ergonomically designed and constructed from the finest materials.

Adjustable armrests provide both patient and operator comfort. A linear actuator motor provides smooth positioning.

The convenient hand pendant, which is easily attached to either side of the head of the chair, controls the motor allowing easy positioning from "head high-foot low" to "head low-foot high" or any suitable position in between.

## Technical Details

### Seat height:

500 mm

### Head height:

1050 - 860 mm

### Foot height:

650 - 840 mm

### Chair length:

1470 mm

### Chair width:

650 mm

### Chair width

(w/armrest sections):

980 mm

### Voltage:

230V, 50/60Hz

## Packing Details

### Net weight:

52 kg

### Gross weight:

92 kg

### Packing dimensions:

900 x 1700 x 1160 mm

## Positions

### Head and foot heights:

Adjustable



## Standard Accessories

- ▶ Armrests (2 ea)
- ▶ Legrest cover (1 ea)



### Armrests - Adjustable, detachable

Ref: M2Z 065 4 0 - Right

Ref: M2Z 064 4 0 - Left



### Legrest cover

Ref: M2Z 078 5 0

## Accessory

- ▶ I.V. stand



### I.V. stand

Ref: M2Z 100 5 0

## Examline 855 Blood Donor Chair

Ref: M2Z 700 0 0





Bıçakçılar Examline 855 Blood Donor Chair is an innovative solution for blood bank, laboratory and hospital use.

Beside blood donation and transfusion applications, Examline 855 is the perfect choice for safe and comfortable transportation of patients.

Examline 855 Blood Donor Chair consists of backrest, seat and leg sections, covered with hygiene and long operation life.

The unique flexible design of Examline 855 Blood Donor Chair is suitable to accommodate patients in both sitting and reclining positions and transferring them between departments without having to lift from the workplace.

The Trendelenburg position and position of backrest section in combination with seat and leg sections are adjusted by a block-lift mechanism operated by means of two steering handles located behind the backrest section.

The headrest can be adjusted to required level in order to provide patient comfort.

The armrests automatically adjust to position of the chair and can be folded up for easy entry of the patient. Armrests have multi-axis and multi-angle motion to enable fixing the patient arm on required position.

The large antistatic casters allow high maneuverability and provide comfort during transportation.

The rear casters have break system and free-motion. Straight positioned front casters and steering handles located on direction of Examline 855 Blood Donor Chair.

## Technical Details

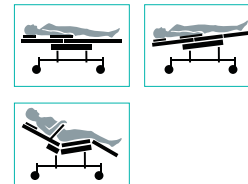
**Seat height:** 570 mm  
**Chair horizontal length:** 1850 mm  
**Chair base:** 670 x 960 mm  
**Headrest:** 285 x 250 mm  
**Backrest section:** 530 x 890 mm  
**Seat section:** 530 x 540 mm  
**Leg section:** 510 x 440 mm  
**Arm boards:** 120 x 450 mm

## Packing Details

**Net weight:** 63.5 kg  
**Gross weight:** 104 kg  
**Packing dimensions:** 1000 x 1680 x 1100 mm

## Positions

**Backrest section:**  
 Upward 20° - 90° from horizontal  
**Leg section:**  
 Upward 0° - 90° from horizontal  
**Trendelenburg:** 14°  
**Fowler**  
**Headrest height:**  
 Adjustable



## Examline 740 Gynecological Examination Table

Ref: M2S 300 0 0



With Optional Foot support

Bıçakçılar Examline 740 Gynecological Examination Table is designed for gynecological, rectoscopy/proctology, urology and urodynamic examinations, minor surgical procedures and obstetric deliveries. With a soft-touch ergonomic design. Examline 740 is constructed with high quality materials providing effective and long operating life in hospitals and clinics.

Gynecological Examination Table consists of backrest and seat sections. Seat extension pads are offered as optional accessory. As standard accessory either foot supports or knee crutches integrated with handles can be selected according to customers' need.

All surfaces contacting with the patient are covered with hygienic polyurethane pads. Antistatic pads are waterproof and easy to clean.

Below listed tabletop positions of Examline 740 can be adjusted with remote control or with multi-functional foot pedals:

- Tabletop height adjustment,
- Trendelenburg/reverse Trendelenburg positions,
- Backrest section forward and backward movements,
- Handle integrated foot supports and knee crutches up and down movements.

Three positions can be preset in memory by use of the remote control unit. All positions are adjusted by electrically operated pistons. Gynecological Examination Table is equipped with battery recharge system. Movements of the table are fed from the battery circuit. Battery power has 30 minutes operating time (approx 30 full positioning).

Electrically adjustable foot supports and a low starting position (600 mm mounting height with 5° reverse Trendelenburg position) offer maximum comfort. The patient can take her place easily - without the need of foot step.

An examination tissue paper dispenser is stored under the backrest section.

A stainless steel waste tray is located below the seat section.

Examline 740 is available in blue color.

## Technical Details

### Height adjustment:

660 - 910 mm

### Tabletop: 550 x 1270 mm

### Table base:

600 x 1085 mm

### Head section:

550 x 320 mm

### Backrest section:

550 x 600 mm

### Seat section:

550 x 385 mm

### Length of seat section

w/seat extension pad:

550 x 550 mm

### Voltage:

230V, 50/60Hz

## Packing Details

### Net weight (w/o accessories):

180 kg

### Gross weight (w/o accessories):

225 kg

### Packing dimensions:

1000 x 1680 x 1100 mm

## Positions

### Backrest section:

52° upward from horizontal position

### Seat section:

In combination with backrest section, 19° Trendelenburg and 5° reverse Trendelenburg (providing 600 mm mounting height)

### Foot supports:

Integrated with handles, can be swiveled to the sides, and moved up and down (to 140 mm from the floor)

### Knee crutches:

Integrated with handles, can be swiveled to the sides, and moved up and down.





## Accessories For Examline 740 Gynecological Examination Table

### Standard Accessories

- ▶ Knee crutches (2 ea)
- ▶ Waste tray ( 1 ea)
- ▶ Examination tissue paper (1 ea)



**Knee crutches**

Ref: M2S 325 5 0 (Ref of 1 ea)



**Waste tray**

Ref: M2S 171 1 0



**Examination tissue paper**

Ref: MT1 06 0001

### Accessories

- ▶ Foot support
- ▶ Anaesthetist's frame
- ▶ I.V. stand
- ▶ Arm boards
- ▶ Seat extension pad
- ▶ Leg section
- ▶ Examination light (Luxline 45 LED)
- ▶ Physician stool
- ▶ Physician stool w/foot control
- ▶ Physician chair
- ▶ Physician chair w/foot control



**Foot support**

Ref: M2S 335 5 0 (Ref of 1 pair)



**Anaesthetist's frame**

Ref: M3S 000 0 0



**I.V. stand**

Ref: M3T 000 0 0



**Armboards**

Ref: M9F 200 0 0 (Ref of 1 ea)



**Seat extension pads**

Ref: M2S 340 0 0 (Ref of 1 pair)



**Leg sections**

Ref: M2S 360 0 0 (Ref of 1 pair)



**Examination light (Luxline 45 LED)**

Ref: M1V 550 0 0



**Physician stool**

Ref: MOB 000 0 0



**Physician stool w/foot control**

Ref: MOB 200 0 0



**Physician chair**

Ref: MOB 100 0 0



**Physician chair w/foot control**

Ref: MOB 300 0 0

## Vaculine Maxi and Vaculine Maxi E Surgical Aspirator

Ref: M4E 500 0 0 - Vaculine Maxi

Ref: M4E 550 0 0 - Vaculine Maxi (**NEW 110 Volt option**)

Ref: M4E 650 0 0 - Vaculine Maxi E

**For operating room, critical care, emergency care and outpatient clinic use**

- ▶ 2, 3 and 5 L single/double polycarbonate bottle combinations
- ▶ Suitable for use with canister systems
- ▶ 0-680/710 mmHg vacuum range (at sea level)
- ▶ Vacuum diversion knob to select bottle
- ▶ Vacuum adjust knob and 100mm gauge
- ▶ Output: 50L/min
- ▶ Air filter
- ▶ One suction bag remains functional while other is being discarded \*
- ▶ Ergonomic control panel design with 25 degree angle
- ▶ Fluid aspiration into the pump:
  - Floating valve,
  - Hydrophobic filter:
    - Tight seal lid with clear view of the filter, enabling prompt filter change
    - Hydrophobic filter allows free air-flow, but prevents fluid overflow, protecting the pump
- ▶ Steering handle
- ▶ Basket in the rear for spare suction catheters\*
- ▶ Rinse solution receptacle and two separate suction line holders on the sides
- ▶ Polycarbonate bottle/canister compatible with steam sterilization (Applicable for 2 and 3 L bottles/ canisters)
- ▶ Operation status indication lamp
- ▶ Silent, dry vacuum pump
- ▶ Design features to prevent airborne contamination in operating rooms and clean rooms. No requirement for periodic lubrication and maintenance
- ▶ Motor speed: 1400 rpm
- ▶ Sturdy body construct with durable polyester dye
- ▶ Mobile
- ▶ Four 360° swivel castors with 100 mm diameter, two with brakes
- ▶ Rated voltage:
  - 230V, 50/60 Hz (Ref: M4E 500 0 0)
  - 110V, 50/60 Hz (Ref: M4E 550 0 0)
  - 230V, 50/60 Hz (Ref: M4E 650 0 0)
- ▶ Power consumption: 145W
- ▶ Dimensions (Vaculine Maxi):
  - 485 x 650 x 985 mm
- ▶ Dimensions (Vaculine Maxi E):
  - 485 x 655 x 965 mm
- ▶ Weight (Vaculine Maxi): 35 kg
- ▶ Weight (Vaculine Maxi E): 32 kg
- ▶ Packing dimensions:
  - 630 x 630 x 1080 mm

Vaculine Maxi and Vaculine Maxi E Surgical Aspirator is ordered as the basic unit. The bottle kits configuration can be selected according to customer requirements and shall be ordered separately.



Vaculine Maxi



Vaculine Maxi

Vaculine Maxi E

\* Available for Vaculine Maxi;  
not available for Vaculine Maxi E



Vaculine bottle sets can be ordered as:  
2 x 2 liter, 2 x 3 liter or 2 x 5 liter separately  
according to customer requirements.

**Vaculine Bottle Sets**

Ref: M4X 710 0 0 - 5 L

Ref: M4X 703 0 0 - 3 L

Ref: M4X 702 0 0 - 2 L



Vaculine Maxi E

## Vaculine Mini Aspirator

Portable

Ref: M8F 200 0 0

### For bedside application

- ▶ 1 Liter collecting bottle
- ▶ Suitable for use with canister systems
- ▶ 0-600/620 mmHg vacuum range (at sea level)
- ▶ Output: 20 L/min.
- ▶ Air filter
- ▶ Fluid aspiration into the pump:
  - Floating valve,
  - Hydrophobic filter:
    - Tight seal lid with clear view of the filter, enabling prompt filter change
    - Filter allows free air-flow, but prevents fluid overflow, protecting the pump
- ▶ A separate suction line holder on the side
- ▶ Polycarbonate canister compatible with steam sterilization
- ▶ Operation status indication lamp
- ▶ Silent, dry vacuum pump
- ▶ Design features to prevent airborne contamination in operating rooms and clean rooms. No requirement for periodic lubrication and maintenance
- ▶ Motor speed: 1400 rpm
- ▶ Mobile
- ▶ Sturdy body construct with durable polyester dye
- ▶ Rated voltage: 230V, 50/60Hz
- ▶ Power consumption: 60W
- ▶ Dimensions:
  - Device : 345 x 250 x 305 mm
  - Stand : Ø620 mm, height: 720 mm
- ▶ Weight :
  - Device : 6 kg
  - With stand: 12.5 kg



Available with stand  
Stand Ref: M8F 230 5 0



## Vaculine Mini Aspirator

With Battery, Portable

Ref: M8F 400 0 0

### For homecare

- ▶ One-Liter collecting bottle
- ▶ 0-600/650 mmHg vacuum power (at sea level)
- ▶ Easy monitoring with vacuum meter adjusting the vacuum value
- ▶ Flow (airflow): 20 lt/min
- ▶ Dual safety that prevents liquid from running into the pump:
  - Buoy System
  - Hydrophobic filter:
    - It can be installed in the slot on the container lid, easily monitored and easily replaced when the filter is contaminated.
    - It allows air passage by filtering in the aspiration process and prevents fluid passage
    - Prevents liquid passage from the container to the pump during aspiration process
- ▶ Sterile, transparent jar with autoclave
- ▶ Signal lamps showing device operation, electric network availability and battery status.
- ▶ Silent, dry vacuum pump: maintenance and periodic oiling not required
- ▶ Pump Motor speed: 2500 rpm/min
- ▶ Metal, anti-rust epoxy polyester powder furnace paint for durable body
- ▶ Painted with silver ion technology and antimicrobial effect
- ▶ Mobile five-wheeled, polished aluminum spider foot option
- ▶ Supply voltage : 110/230V, 50/60Hz
- ▶ Can operate with battery for 60 minutes without the need for connected power
- ▶ Dimensions:
  - Device : 345 x 250 x 305 mm
  - Stand : Ø620 mm, height: 720 mm
- ▶ Weight :
  - Device : 7.5 kg
  - With stand: 14 kg



Available with stand  
Stand Ref: M8F 230 5 0



## Vaculine Aspirator

### Thoracic Drainage

Ref: M4Z 200 0 0

#### For thoracic drainage procedures

- ▶ 3 L collection bottle made of polycarbonate material
- ▶ 25 cmH<sub>2</sub>O vacuum power (at sea level)
- ▶ Intermittent vacuum
- ▶ Overflow safety device for pump
- ▶ Water manometer with cm scaled
- ▶ There is a safety jar that prevents fluid access to the vacuum pump from the water manometer
- ▶ Fan for cooling
- ▶ Phosphating process is applied before dyeing and powder paint (epoxy polyester) is housing
- ▶ Mobile
- ▶ Supply voltage: 230V, 50/60 Hz
- ▶ Energy consumption: 350 W
- ▶ Dimensions: 485 x 660 x 965 mm
- ▶ Weight: 28 kg
- ▶ Packing dimensions: 645 x 635 x 1030 mm



## Vaculine Aspirator

### Lipectomy

Ref: M4T 000 0 0

#### For lipectomy applications

- ▶ 2 L and 1 L collecting bottles with parallel connection
- ▶ Polycarbonate canisters compatible with steam sterilization
- ▶ 0-680/710 mmHg vacuum range
- ▶ Single or double pump use option
- ▶ Pump displacement: 90 L/min with single pump, 130 L/min with double pump
- ▶ Vacuum adjustment
- ▶ Vacuum gauge
- ▶ Quiet operation
- ▶ Maintenance and oil free piston pump
- ▶ Power consumption: 480W
- ▶ Mobile
- ▶ Rated voltage: 230V, 50/60Hz
- ▶ Dimensions: 570 x 550 x 860 mm
- ▶ Weight: 78 kg
- ▶ Packing dimension: 620 x 620 x 920 mm





## Vaculine Collecting Bottles and Bottle Cap



**Vaculine Collecting  
Bottle 5 L**  
Ref: M4X 753 1 0



**Vaculine Collecting  
Bottle 3 L**  
Ref: M4X 731 1 0



**Vaculine Collecting  
Bottle 2 L**  
Ref: M4X 721 1 0



**Vaculine Collecting  
Bottle 1 L**  
Ref: M4X 711 1 0



**Vaculine Collecting Bottle  
Cap w/Hydrophobic Filter**  
Ref: M4X 372 5 0

## Physician Stool

Ref: MOB 000 0 0

- ▶ Polyurethane seat section
- ▶ Adjustable seat height
- ▶ Aluminum injection casting spider foot
- ▶ Wheel lock
- ▶ Weight: 10 kg
- ▶ Packing dimensions: 595 x 595 x 910 mm



## Physician Stool

w/Foot Control

Ref: MOB 200 0 0

- ▶ Polyurethane seat section
- ▶ Foot controlled height adjustment
- ▶ Aluminum injection casting spider foot
- ▶ Wheel lock
- ▶ Weight: 10 kg
- ▶ Packing dimensions: 595 x 595 x 910 mm



## Physician Chair

Ref: MOB 100 0 0

- ▶ Polyurethane seat and back sections
- ▶ Adjustable back section
- ▶ Adjustable seat height
- ▶ Aluminum injection casting spider foot
- ▶ Wheel lock
- ▶ Weight: 12.5 kg
- ▶ Packing dimensions:  
595 x 595 x 910 mm



## Physician Chair

w/Foot Control

Ref: MOB 300 0 0

- ▶ Polyurethane seat and back sections
- ▶ Adjustable back section
- ▶ Foot controlled height adjustment
- ▶ Aluminum injection casting spider foot
- ▶ Wheel lock
- ▶ Weight: 12.5 kg
- ▶ Packing dimensions:  
595 x 595 x 910 mm



## Operator Chair

Ref: M2T 150 0 0

### For Eye Surgery Table

- ▶ Special arm supports allow stabilization of operator's arm/hand motions
- ▶ Seat height, back section and arm support positions are adjustable
- ▶ Polyurethane seat and back sections
- ▶ Aluminum injection casting spider foot
- ▶ Wheel lock
- ▶ Weight: 18.5 kg
- ▶ Packing dimensions:  
595 x 595 x 910 mm







**Global Headquarters:**

Kısıklı Mah. Aydınoğlu Sk. No:23/1  
Üsküdar 34692 İstanbul, Turkey  
T: +90 (212) 210 85 85  
F: +90 (212) 210 85 80  
E: export@bicakcilar.com

**Manufacturing And  
Operation Center:**

Osmangazi Mah. Gazi Cad. No:21  
Esenyurt 34522 İstanbul, Turkey  
T: +90 (212) 689 02 20  
F: +90 (212) 689 02 29  
E: factory@bicakcilar.com



bicakcilaritibbi



bicakcilaritibbi



bicakcilaritibbicihazlar



www.bicakcilar.com



biçakcılar-tıbbi-cihazlar

