

Famed żywiec reserves the right to change the prices in any moment within the validity of the Price-list.

The below price list is confidential and cannot be disclosed to other parties. The prices given are net prices, without installation, commissioning, training. Maintenance costs EXW żywiec, Poland (INCOTERMS 2020).









 www.famed.com.pl

 +48 33 866 63 75

 export@famed.com.pl

	Product name	Type	Unit price (EUR)
	Operating table type SU-03.9 - 4 section table top, with manual table top longitudinal shift, T letter shape base and removable, seamless polyurethane mattresses Wire hand control bbsafe™ technology	SU-03	17 325
	Operating table type SU-03.91 - 4 section table top , with manual table top longitudinal shift, electrical back section and removable, seamless polyurethane mattresses. Wire hand control bbsafe™ technology	SU-03	18 845
	Operating table type SU-03.9 - 5 section table top, with manual table top longitudinal shift, manual kidney support, T letter shape base and removable, seamless polyurethane mattresses. Wire hand control bbsafe™ technology	SU-03	18 390
	Operating table type SU-03.91 - 5 section table top, with electro-hydraulic back rest adjustment,with manual table top longitudinal shift, manual kidney support, T letter shape base and removable, seamless polyurethane mattresses. Wire hand control bbsafe™ technology	SU-03	19 724
	Operating table type SU-03.9 - 6 section table top, with manual table top longitudinal shift, manual kidney support, T letter shape base and removable, seamless polyurethane mattresses. Wire hand control bbsafe™ technology.	SU-03	19 025
	Operating table type SU-03.9 /orthopaedic table top/ BL-20, T letter shape base and removable, seamless polyurethane mattresses. Wire hand control bbsafe™ technology.	SU-03	19 350









	<p>Operating table type SU-03.14 - 4 section table top, with manual table top longitudinal shift , large wheels base and removable, seamless polyurethane mattresses. Wire hand control bbsafe™ technology.</p>	<p>SU-03</p>	<p>18 375</p>
	<p>Operating table type SU-03.14 - 4 section table top, H-letter shape base, with electrically operated backrest and removable, seamless polyurethane mattresses. Wire hand control bbsafe™ technology.</p>	<p>SU-03</p>	<p>20 490</p>
	<p>Operating table type SU-03.14 - 5 section table top, with manual table top longitudinal shift, manual kidney support, large wheels base and removable, seamless polyurethane mattresses. Wire hand control bbsafe™ technology.</p>	<p>SU-03</p>	<p>19 005</p>
	<p>Opearating Table type SU-03.14 - 5 section table top, with electrically operated back rest section, manual table top longitudinal shift, kidney support, H shaped base with large wheels and removable, seamless polyurethane mattresses Wire hand control bbsafe™ technology</p>	<p>SU-03</p>	<p>20 895</p>
	<p>Operating table type SU-03.14 - 6 section table top, with manual table top longitudinal shift, manual kidney support, large wheels base and removable, seamless polyurethane mattresses. Wire hand control bbsafe™ technology</p>	<p>SU-03</p>	<p>19 815</p>
	<p>Controllers</p>		
	<p>pDetach™ Side Control panel (1 pce)</p>	<p>AS-46</p>	<p>1 200</p>
	<p>Wire hand controller for operating table SU-03</p>	<p>AS- 55</p>	<p>1 200</p>
	<p>Wireless bbsafe™ hand controller (1 pce) concerns SU-03 operating table</p>	<p>AS- 54</p>	<p>2 700</p>


	Alternative AlterSafe™ technology drive(option only for large wheels base)	AS-31.0	1 950
	Foot controller WS-36.5 concerns operating tables OPTIMA SU-05 and SU-03	WS-36.5	2 130
	Basic Accessories		
	Dual - joint headrest (1pce) concerns operating table SU-02, SU-03, OPTIMA SU-05	SG-10.11	1 100
	Special head rest WS-45.5 (1 pce), for operating tables SU-02, SU-03 and SU-05 obligatory add WS-84.7, WS-84.8 for Hyperion operating table and WS-84.4 for FAMED OPTIMA SU-05.15	WS-45.5	930
	Special head rest (1 pce) concerns SU-10, SU-05, SU-03, SU-02 /for SU-02, SU-03, SU-05 obligatory add WS-84.7, WS-84.8 for Hyperion operating table and WS-84.4 for FAMED OPTIMA SU-05.15/	WS-46.5	790
	Head rest / head pillow WS-69.0 (1 pce)	WS-69.0	85
	Half roll WS-66.0 (1 pce)	WS-66.0	105
	half roll WS-68.0 (1 pce)	WS-68.0	80

	Bariatric surgery attachment (1 set) concerns operating tables SU-02, SU-03 and OPTIMA SU-05	AS-20.0	1 795
	Footrest with double abduction for operating tables SU-02, SU-03 and Optima SU-05	SG-43.1	1 680
	Leg plate (1 pce) concerns operating tables SU-02, SU-03 and OPTIMA SU-05	SG-42.6	1 050
	Transfer footrest (1 pce) concerns operating tables SU-02, SU-03, OPTIMA SU-05	AS-63.06	610
	Universal transfer footrest	AS-63.9	650
	Foot supports (1 set, right and left) concerns operating table SU-02, SU-03 and OPTIMA SU-05.	AS-21.5	575
	Carbon fibre plate AS-67.0 (1 pce) concerns operating tables SU-03 and OPTIMA SU-05	AS-67.0	5 630
	Trolley for carbon fibre plate AS-67.0	WS-13.8	1 300
	Pediatric attachment	AS-71.0	1 700

	Attachment for side rail WS-53.0 (1 pce) Length: 250 mm	WS-53.0	100
	Attachment for side rail (1 pce) Length: 490 mm	WS-53.1	200
	Drip bottle holder WK-01.5 (1 pce) + WS-16.5 (1 pce)	WK-01.5	150
	Drip bottle holder WK-01.5 (1 pce) + WS-17.6 (1 pce)	WK-01.5	160
	Drip bottle holder with 4 hooks (1 pce) + WS-16.5 (1 pce)	WK-01.6	160
	Anaesthetic frame WS-01.5 (1 pce) + WS-17.6 (1 pce)	WS-01.5	230
	Anaesthetic frame equipped with width regulation WS-01.6 (1 pce) + WS-17.6 (1 pce)	WS-01.6	270
	Flexible anesthesia screen Additional 2 pcs of KTEK4800 clamps required	KTEK2501	840
	Round post rail clamp, EU	KTEK4810	910



	Holder for anaesthetic tubes WS-14.5 (1 pce) + WS-16.5 (1 pce)	WS-14.5	170
	X-ray tray - seat section WS-11.7 (1 pce)	WS-11.7	120
	X-ray tray - back section WS-19.7 (1 pce)	WS-19.7	150
	Arm support / Arm rest PR-01.5 (1 pce) + WS-17.6 (1 pce)	PR-01.5	590
	Arm support (1 pce) with gas spring adjustment concerns operating tables SU-02, SU-03, SU-05, FAMED OPTIMA SU-05.15	PR-01.6	1 000
	Angle support WS-07.5 (1 pce) + WS-16.5 (1 pce)	WS-07.5	1 000
	FlexArm™ arm with contoured hand support (with quick - connector)	AS-70.4	1 510
	FlexArm™ arm with contoured hand support (without quick - connector)	AS-70.42	1 380
	Angle support AS-10.0 (1 pce) + WS-16.8 (1 pce)	AS-10.0	1 200

	Arm support (1 pce) + WS-17.8 (1 pce)	AS-15.0	690
	FlexArm™ arm with hand support and quick connector	AS-70.3	1 510
	FlexArm™ arm with hand support without quick connector	AS-70.31	1 380
	Right and left shoulder support WS-06.5 + WS-16.5 (2 pcs)	WS-06.5	390
	Large side support WS-08.5 (1 pce) + WS-16.5 (1 pce)	WS-08.5	240
	Buttock support (1 pce) + WS-17.6 (2 pcs)	AS-16.5	425
	Pubic support WS-49.5 (1pce) + WS-17.7 (1 pce)	WS-49.5	480
	Side support WS-50.5 (1 pce) + WS-16.5 (1 pce)	WS-50.5	290
	Side support with lever WS-50.6 (1pce) + WS-16.5 (1 pce)	WS-50.6	480

	Chest support WS-52.5 (1 pce) + WS-16.5 (1 pce)	WS-52.5	250
	Side shoulder support WS-59.5 (2 pcs) + WS-16.5 (2 pcs)	WS-59.5	480
	FlexArm™ arm with side support and quick connector	AS-70.5	1 510
	FlexArm™ arm with side support without quick connector	AS-70.51	1 380
	Wristlet WS-34.5 (1 pce)	WS-34.5	100
	Abdominal strap WS-23.0 (1 pce)	WS-23.0	50
	Abdominal strap WS-41.0 (1 pce)	WS-41.0	120
	Leg strap WS-42.0 (1 pce)	WS-42.0	100
	Leg strap WS-42.1 (1 pce)	WS-42.1	50

	Thigh holder WS-44.0 (1 pce)	WS-44.0	100
	Thigh holder WS-44.1 (1 pce)	WS-44.1	50
	Hand holder WS-43.0 (1 pce) (hanged on the anaesthetic frame)	WS-43.0	90
	Nissen straps, Standard Padded support for reverse Trendelenburg position procedures. Patient Weight Capacity: 500 lbs (227 kg) 2 clamps KTEK4710 additionally required	KTEK2603	1 980
	Simple Blade Rail Clamp EU/UK	KTEK 4710	350
	Instrument tray WS-15.5 (1 pce) + WS-16.5 (1 pce)	WS-15.5	260
	Side rails WS-32.5 (1 set)	WS-32.5	1 500
	Mobile hanger for equipment WS-13.5 (1 pce)	WS-13.5	1 200
	Clamp mechanism CWS1605W1	WS-16.5	110

	Multiposition clamp mechanism WS-17.6 (1 pce)	WS-17.6	160
	Multiposition clamp mechanism WS-17.7 (1 pce)	WS-17.7	160
	Gynaecology / Urology / Proctology		
	Seat plate extension with cut out SG-44.6 (1 pce)	SG-44.6	685
	Leg holders (2 pcs) + WS-17.6 (2 pcs)	WS-05.5	750
	Leg holders with loops WS-64.5 (2 pcs) + WS-17.6 (2 pcs)	WS-64.5	525
	<p>KTEK Comfort 350 Stirrup with Velcro Straps</p> <p>Ergonomically designed stirrup boot, designed to provide pressure relief and support for a wide range of leg and calf sizes</p> <p>Durable and lightweight construction, featuring a flexible calf section</p> <p>Removable and reusable boot pad with 1" of memory foam to protect and relieve pressure on patient limbs</p> <p>Curved support spar that eliminates dangerous pinch hazards</p> <p>Lithotomy range of motion from -55 to +85 degree - 140 degree lithotomy range of motion</p> <p>The unique patent pending design provides 22 degree more lithotomy range of motion than traditional stirrups</p> <p>Patient weight capacity: 350 lbs (160 kg)</p>	KTEK 3000	10 400
	<p>KTEK Comfort 500 Stirrup with Velcro Straps</p> <p>Ergonomically designed stirrup boot, designed to provide pressure relief and support for a wide range of leg and calf sizes</p> <p>Durable and lightweight construction, featuring a flexible calf section</p> <p>Removable and reusable boot pad with 1" of memory foam to protect and relieve pressure on patient limbs</p> <p>Curved support spar that eliminates dangerous pinch hazards</p> <p>Lithotomy range of motion from -55 to +85 degree - 140 degree lithotomy range of motion</p> <p>The unique patent pending design provides 22 degree more lithotomy range of motion than traditional stirrups</p> <p>Patient weight capacity: 500 lbs (227 kg)</p>	KTEK 5000	11 100










	<p>KTEK Blue 400 Stirrup with SECURE-LOK Straps</p> <p>Ergonomically designed stirrup boot, designed to provide pressure relief and support for a wide range of leg and calf sizes</p> <p>Durable and lightweight construction, featuring a flexible calf section</p> <p>Removable and reusable boot pad with 1" of memory foam to protect and relieve pressure on patient limbs</p> <p>Better infection control - SECURE-LOCK straps are designed from durable plastic to improve infection control</p> <p>Curved support spar that eliminates dangerous pinch hazards</p> <p>Lithotomy range of motion from -55 to +85 degree - 140 degree lithotomy range of motion</p> <p>The unique patend pending design provides 22 degree more lithotomy range of motion than traditional stirrups</p> <p>Patient weight capacity: 400 lbs (181 kg)</p>	<p>KTEK7100</p>	<p>11 380</p>
	<p>KYRA Pediatrics - KYRA Comfort Junior Stirrups</p> <p>The KYRA 250 is a junior stirrup designed for patients aged 6-12 years old but also effective in smaller/lighter adults weighing up to 250 lbs/113 kg.</p> <p>Equipped with easy to clean durable silicone straps.</p> <p>The non-finned boot has 3" of supportive boot padding and larger ankle well for more secure fit.</p> <p>Lithotomy Range: +85° to -55°</p> <p>Abduction Range: +25° to -9°</p> <p>Boot Rotational Angle: +/-25°</p> <p>KYRA 250 stirrup weight: 10.2 lbs/4.6 kg each</p>	<p>KTEK 7810</p>	<p>11 380</p>
	<p>KTEK Comfort 800 Stirrup with SECURE-LOK Straps</p> <p>The KYRA Comfort 800 stirrup is designed for patients with a BMI of greater than 29 with a large flexible lateral fin and can support patients up to an 800 lbs/363 kg weight capacity.</p> <p>Equipped with easy to clean durable silicone straps.</p> <p>Boots sized to fit today's larger patient anatomy.</p> <p>Boot pad with 1" of memory foam to protect and relieve pressure on patient limbs.</p> <p>Better infection control - SECURE-LOCK straps are designed from durable silicone</p> <p>Lithotomy range of motion from -55 to +85 degree - 140 degree lithotomy range of motion</p> <p>The unique patend pending design provides 22 degree more lithotomy range of motion than traditional stirrups</p> <p>Abduction Range: +25° to -9°</p> <p>Boot Rotational Angle: +/-25°</p> <p>Patient weight capacity: 800 lbs (363 kg)</p>	<p>KTEK 8100</p>	<p>13 180</p>
	<p>Secure Release Blade Clamp EU</p> <p>Mounts anywhere on the table rail in one easy motion. Requires no awkward hand motions.</p> <p>Simply push the clamp against the side rail to place it.</p> <p>Push the release button to release the clamps.</p> <p>Mounts any blade accessory.</p>	<p>KTEK 4200</p>	<p>790</p>
	<p>Select Blade Rail Clamp EU/UK</p>	<p>KTEK 4610</p>	<p>540</p>
	<p>Simple Blade Rail Clamp EU/UK</p>	<p>KTEK 4710</p>	<p>350</p>

	<p>KTEK Gray Stirrup Cart Easy to push or pull Premium casters helps it stay "on track" reducing stress and strain Designed to isolate each stirrup and prevent damage during transport Ergonomic handle with polished stainless steel tubes eliminates sharp edges Holds most stirrups With clamp storage compartment</p> <p>Cart dimensions: 22" (56cm) W x 23" (58cm) D x 42" (107cm) H - without stirrups 26" (66cm) W x 26" (66cm) D x 49" (124cm) H - with stirrups</p>	KTEK 1000	1 890
	Gynaecological attachment WS-28.7 (1 pce)	WS-28.7	330
	Gynaecological attachment mounted on the rail	WS-28.9	290
	Urological attachment WS-29.7 (1 pce)	WS-29.7	290
	Urological attachment	WS-28.9	390
	Strainer for urological bowl WS-89.5 (1 pce)	WS-89.5	250
	Bag holder WS-92.5 (1 pce) + WS-16.5 (1 pce)	WS-92.5	130
	Kneeling frame WS-30.5 (1 pce) + WS-17.6 (2 pcs)	WS-30.5	750

	Orthopaedics / Traumatology		
	Upper limbs surgery positioner WS-87.5 (1 pce)	WS-87.5	190
	Shoulder surgery attachment (with gas spring) AS-80 three-section backrest with detachable segments for operating tables SU-03, Optima SU-05.9 and Optima SU-05.12 without head rest	AS-80.0	3 590
	Helmet type AS-77.3 specialist three-part headrest, for AS-77 and AS-80 attachments. Positioner required (3 options - AS-77.11 or AS-77.12 with AS-77.13 or AS-77.6).	AS-77.3	2 200
	FlexArm™ arm with specialized head support for attachments AS-77 and AS-80. Positioner required (3 options - AS-77.11 or AS-77.12 with AS-77.13 or AS-77.6)	AS-70.7	2 900
	OPTION I Disposable face positioner required for head rests AS-70.7 and AS-77.3 / 20 pcs/	AS-77.11	160
	OPTION II Disposable chin positioner required for head rests AS-70.7 and AS-77.3 / 20 pcs/ Used with head positioner AS-77.13	AS-77.12	300
	OPTION II Disposable head positioner required for head rests AS-70.7 and AS-77.3 / 20 pcs/ Used with chin positioner AS-77.12	AS-77.13	100
	OPTION III Reusable positioners (set) required for head rests AS-70.7 and AS-77.3	AS-77.6	180








	Restraint strap AS-77.4	AS-77.4	110
	Side support AS-77.5	AS-77.5	290
	Arm and hand carbon surgical table AS-69.0 (1 pce)	AS-69.0	2 750
	Arm and hand surgical table HPL AS-69	AS-69.1	1 250
	Accessory for humerus surgery (1 pce) + WS-17.7 (2 pcs) (Weinberger hand cuff)	WS-47.5	1 550
	Hip support WS-93.5 (1 pce)	WS-93.5	550
	Meniscotomy roll stabilizer WS-40.5 (1 pce) + WS-17.7 (1 pce)	WS-40.5	400
	Attachment for backward nailing WS-95.5 (1 pce)	WS-95.5	300
	Attachment for the leg abduction WS-96.5 (1 pce) + WS-17.6 (1 pce)	WS-96.5	720







	Attachment for positioning the knee joint (1 pce) + WS-17.7 (1 pce)	WS-39.5	690
	Attachment for positioning the knee joint (1 pce) + WS-17.7 (1 pce)	AS-14.0	790
	A set of supports for side positioning AS-47.0 concerns operating tables SU-02, SU-03 and OPTIMA SU-05	AS-47.0	1 520
	Orthopaedic attachment with extension device SO-12 with WS-86.6 /1 set/ concerns SU-02, SU-03, SU-05 - (without additional equipment). Orthopaedic attachment SO-12 is made of stainless steel, consists of: length adjustable 2 rotary arms, 2 height adjustable stretching mechanisms, the triangle shaped seat, resistance roll	SO-12	6 500
	Orthopaedic attachment with carbon fiber arms SO-14 with WS-86.6 /1 set/ concerns SU-02, SU-03, SU-05 - (without additional equipment). Orthopaedic attachment SO-14 is made of carbon fiber, consists of: length adjustable 2 rotary arms, 2 height adjustable stretching mechanisms, the triangle shaped seat, resistance roll	SO-14	12 500
	Leather shoes for orthopaedic attachment / for adults/	BD	490
	Leather shoes for orthopaedic attachment /for children/	BOD	490
	Trolley for storage, transport and assembly of SO-12 (1 pce). Compatible with SO-12.1 and SO-14 (for operating tables SU-03 and OPTIMA SU-05)	WS-80.8	1 300
	hip support WS-60.6 (1 pce)	WS-60.6	1 200

	Pelvis plaster support WS-70.6 (1 pce)	WS-70.6	460
	Leg support WS-71.5 (1 pce) + support grip WS-82.5 (1 pce)	WS-71.5	520
	Knee support WS-75.5 (1 pce) + support grip WS-82.5 (1 pce)	WS-75.5	555
	Attachment for knee operation WS-85.6 (1 pce)	WS-85.6	1 500
	Abduction holder for SO-14	WS-82.8	320
	Accessories adapter (1 pce)	WS-82.5	280
	Heel holder WS-74.5 (2 pcs)	WS-74.5	250
	Abduction holder for SO-12	WS-82.7	320
	Support grip WS-82.6	WS-82.6	300





	Stand for orthopaedic attachment WS-13.7 (1 pce)	WS-13.7	1 810
	<p>The Spine System is an extension for standard OR tables that enables to perform spine surgeries.</p> <p>Versatile: Prone, lateral and supine positioning</p> <p>Range of Motion: Provides 20° lateral tilt, trend and flex powered by the OR table</p> <p>Patient Weight Capacity: 500 lbs (227 kg)</p> <p>Consists of:</p> <ul style="list-style-type: none"> - Spine System F-70100 - Spine System OR Table Clamp F-70510EU set - 2 pcs - Wing Set System F-70200, incl. 1 case of F-70260 Comfort Covers (5 sets of 4 pcs) - Prone Head Positioner F-70300, incl. 1 case of F-70310 Comfort Mask Disposables - Supine Access Top, 12" F-70404 - 4 pcs to make full operating surface - Supine Access Top Section Pad, thickness 2" - 4 pcs to cover extension - Rail Top Armboard Rail F-70500EU to attach two armboards onto the Spine System - 2 pcs - Lateral and Prone Arm Support F-90002 - 2 pcs - Socket F-ELS(EU) - 2 pcs (one for each F-90002) 		82 620
	<p>The Spine System is an extension for standard OR tables that enables to perform spine surgeries.</p> <p>Versatile: Prone, lateral and supine positioning</p> <p>Range of Motion: Provides 20° lateral tilt, trend and flex powered by the OR table</p> <p>Patient Weight Capacity: 500 lbs (227 kg)</p> <p>Consists of:</p> <ul style="list-style-type: none"> - Spine System F-70100 - Spine System OR Table Clamp F-70510EU set - 2 pcs - Wing Set System F-70200, incl. 1 case of F-70260 Comfort Covers (5 sets of 4 pcs) - Prone Head Positioner F-70300, incl. 1 case of F-70310 Comfort Mask Disposables - Supine Access Top, 12" F-70404 - 4 pcs to make full operating surface - Supine Access Top Section Pad, thickness 3" - 4 pcs to cover extension - Rail Top Armboard Rail F-70500EU to attach two armboards onto the Spine System - 2 pcs - Lateral and Prone Arm Support F-90002 - 2 pcs - Socket F-ELS(EU) - 2 pcs (one for each F-90002) 		82 620
	<p>The KTEK® Curve™ Spine Frame - radiolucent OR table attachment to provide maximum lordosis for Laminectomy, Decompression, Disc Surgery and Microdiscectomy procedures. A class-leading weight capacity of 600lbs (272kg). The comfortable integrated gel pads allow for the most abdomen space to accommodate today's larger sized patient. The attached silicone straps reduce the risk of infection.</p> <p>System includes:</p> <ul style="list-style-type: none"> Curve Spine Frame Crank Handle Trolley for storage and transportation 	CURVE FRAME	12 690
	Kneeling frame with supports for spinal surgery AS-65.0 (1 set)	AS-65.0	1 560
	Mattress for spinal surgery WS-65.0 (1 pce)	WS-65.0	310

	Filling mattress AS- 74.0 (1 pce) for spinal surgery mattress WS-65.0	AS-74.0	150
	Neurosurgery / Laryngology / Ophthalmology		
	Adaptator for mouting specialized head rest WS-84.7 (1 pce)	WS-84.7	250
	Horseshoe headrest WS-21.11 (1 pce) /for SU-02, SU-03, SU-05 obligatory add WS-84.7, for HYPERION WS-84.8 and for FAMED OPTIMA SU-05.15 WS-84.4/	WS-21.11	600
	Aluminium headrest WS-21.4 (1 pce) /for operating tables SU-02, SU-03, SU-05 obligatory add WS-84.7, for HYPERION WS-84.8 and for Famed OPTIMA SU-05.15 WS-84.4/	WS-21.4	700
	Horseshoe headrest WS-21.5 (1 pce) /for SU-02, SU-03, SU-05 obligatory add WS-84.7, for HYPERION WS-84.8 and for FAMED OPTIMA SU-05.15 WS-84.4/	WS-21.5	700
	Adjustable headrest with track adjustment WS-21.9 (1 pce) /for SU-02, SU-03, SU-05 obligatory add WS-84.7, for HYPERION WS-84.8 and for FAMED OPTIMA SU-05.15 WS-84.4/	WS-21.9	700
	Hands support WS-22.5 (1 pce) + WS-17.6 (2 pcs)	WS-22.5	500
	Headrest for cervical spine surgery (1 pce)	WS-21.8	1 350

	FlexArm™ arm with headrest	AS-70.2	1 820
	Handle/Traction pulley (1 pce)	WS-88.5	250
	Ophthalmology table top (1 pce)	AS-72.0	2 100
	Adaptator for mouting specialized head rest WS-84.7 (1 pce)	WS-84.7	250
	DORO Side Rail OR Table Adaptor	3011-00	4 150
	DORO QR3 Headrest System 1001.001 - DORO QR3 Skull Clamp 3002-00 - DORO Swivel Adapter 3001-00 - DORO Adjustable Base Unit	1001.100	15 630
	DORO QR3 Headrest System Teflon 3003-009 - DORO QR3 Skull Clamp Teflon 3002-009 - DORO Swivel Adapter Teflon 3001-009 - DORO Adjustable Base Unit Teflon	3003-100	22 390
	DORO LUCENT Headrest System Content: 1101.021 DORO LUCENT Base Unit 1101.031 DORO LUCENT Locking Transitional Member 1101.026 DORO LUCENT Transitional Member 3033-00 DORO Swivel Adaptor Radiolucent 3034-00 DORO Skull Clamp Radiolucent 1106.003 DORO LUCENT Disposable Skull Pins, Adult	1101.020	54 500
	DORO Reusable Skull Pins, Stainless Steel, Adult (3 pcs)	3005-00	860

	DORO Reusable Skull Pins, Stainless Steel, Pediatric (3 pcs)	3004-00	860
	DORO Sterile Disposable Skull Pins, Stainless Steel, Adult (36 pcs)	3006-00	1 030
	DORO Sterile Disposable Skull Pins, Stainless Steel, Pediatric (36 pcs)	3006-10	1 030
	DORO LUCENT Sterile Disposable Skull Pins, Adult (3 pcs)		1 180
	DORO LUCENT Sterile Disposable Skull Pins, Adult (9 pcs)		2 740
	DORO Crossbar Adaptor for sitting positions	3007-00	2 680
	DORO Swivel Horseshoe Headrest Adult, w/ Extension Bar 3009-01 - DORO Horseshoe Base 3009-10 - DORO Horseshoe Pad, Adult, right 3009-11 - DORO Horseshoe Pad, Adult, left 3009-25 - DORO Extension Bar Horseshoe	3009-00	4 460
	DORO Swivel Horseshoe Headrest Adult, w/o Extension Bar 3009-01 - DORO Horseshoe Base 3009-10 - DORO Horseshoe Pad, Adult, right 3009-11 - DORO Horseshoe Pad, Adult, left	3009-02	4 160
	DORO Horseshoe Pad, Adult, right	3009-10	990

	DORO Horseshoe Pad, Adult, left	3009-11	990
	DORO Swivel Horseshoe Headrest Pediatric, w/ Extension Bar 3009-01 - DORO Horseshoe Base 3008-10 - DORO Horseshoe Pad, Pediatric, right 3008-11 - DORO Horseshoe Pad, Pediatric, left 3009-25 - DORO Extension Bar Horseshoe	3008-00	4 460
	DORO Swivel Horseshoe Headrest Pediatric, w/o Extension Bar 3009-01 - DORO Horseshoe Base 3008-10 - DORO Horseshoe Pad, Pediatric, right 3008-11 - DORO Horseshoe Pad, Pediatric, left	3008-02	4 160
	DORO Horseshoe Pad, Pediatric, right	3008-10	990
	DORO Horseshoe Pad, Pediatric, left	3008-11	990
	DORO Swivel Horseshoe Headrest RDL Pediatric w/ Ext. Bar 3036-50 - DORO Swivel Horseshoe Base Radiolucent with Extension Bar 3008-10 - DORO Horseshoe Pad, Pediatric, right 3008-11 - DORO Horseshoe Pad, Pediatric, left	3035-00	13 140
	DORO Horseshoe RS Headrest RDL Pediatric w/ Extension Bar 3036-71 - DORO Horseshoe RS Base with Extension Bar 3008-10 - DORO Horseshoe Pad, Pediatric, right 3008-11 - DORO Horseshoe Pad, Pediatric, left	3035-70	13 980
	DORO Swivel Horseshoe Headrest RDL Adult w/ Ext. Bar 3036-50 - DORO Swivel Horseshoe Headrest RDL Adult with Extension Bar 3009-10 - DORO Horseshoe Pad, Adult, right 3009-11 - DORO Horseshoe Pad, Adult, left	3036-00	13 140
	DORO Horseshoe RS Headrest RDL Adult w/ Extension Bar 3036-71 - DORO Horseshoe RS Base with Extension Bar 3009-10 - DORO Horseshoe Pad, Adult, right 3009-11 - DORO Horseshoe Pad, Adult, left	3036-70	13 980

	DORO Cervical Spine Support	3012-00	4 790
	DORO® Configuration A - Cervical Spine Applications Includes: 1001.001 DORO® QR3 Skull Clamp 1101.021 DORO LUCENT® Base Unit 1101.031 DORO LUCENT® Locking Transitional Member 1101.026 DORO LUCENT® Transitional Member 3033-00 DORO® Swivel Adaptor Radiolucent 3033-51 DORO® Interface Skull Clamp Aluminium (to RDL Swivel Adaptor)	SET A	46 640
	DORO® Configuration B - Cranial and Cervical Spine Applications with CT, DSA, Fluoroscopy Includes: 3001-00 DORO® Base Unit Aluminium 3032-00 DORO® Transitional Member Radiolucent (to ALU Base Unit) 3033-00 DORO® Swivel Adaptor Radiolucent 3034-00 DORO® Skull Clamp Radiolucent	SET B	27 880
	DORO® Configuration C - Cranial Applications with CT, DSA, Fluoroscopy Includes: 3001-00 DORO® Base Unit Aluminium 3002-00 DORO® Swivel Adaptor Aluminium 3033-50 DORO® Interface Skull Clamp Radiolucent (to ALU Swivel Adaptor) 3034-00 DORO® Skull Clamp Radiolucent	SET C	25 950