

Scheda tecnica

Rev 06 del 31/03/2021 - Mod. 71-P1-EN

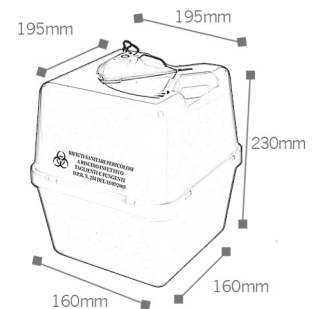
BS 6 Lt.



GENERAL DATA

Disposable container for sharps and cutting objects disposal Item designed for frequent use (Hospitals, Healthcare Centres, Clinics)

- ▶ **Material:** Materials coloured with masterbatch without heavy materials and cadmium. Materials compliant to REACH
- ▶ **Colour:** Yellow body and red lid in order to signal the dangerous content
- ▶ **Shape:** Double shell square-based
- ▶ **Weight:** 275 gr.
- ▶ **Max load:** 1300 gr.
- ▶ **Nominal capacity:** 6,00 Lt.
- ▶ **Dimensions:** 195 x 195 x 230 mm H (lid assembled)
- ▶ **Basis dimensions:** 160 x 160 mm



LOGISTIC DATA

- ▶ **Pcs. per carton:** 50 pcs. (body and lid not assembled)
- ▶ **Carton dimensions:** 40x40x64 H cm
- ▶ **Pcs per pallet:** 900 pcs.
- ▶ **Pallet dimensions:** 120x80x204 H cm

CERTIFICATIONS:

- ▶ Compliant to ADR - UN approved

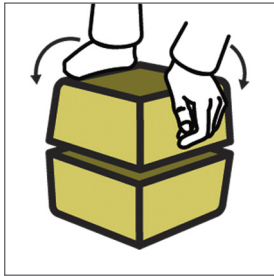
ADVANTAGES

- ▶ Excellent stability thanks to the square base
- ▶ Easy to assemble
- ▶ Safe and extremely easy to use
- ▶ Permanent closure signaled by the pin
- ▶ Maximum filling level indicated

INSTRUCTIONS:


▶ **Assembly:**

Place the lid on the body and press it until it clicks




▶ **Temporary closure:**

Turn the lid until it clicks
At this stage closure is temporary.




▶ **Use:**

Turn the movable part of the lid clockwise, opening it according to the size of the object to dispose



▶ **Permanent closure:**

Turn the lid until it clicks (temporary closure position). Insert the pin in the apposite opening. At this stage closure is permanent



▶ **Transport:**

Take the container by the handle



▶ **Needles removal:**

Use the "V" removal device to separate needle and syringe.



DISPOSAL:

- ▶ Once filled, the containers have to be disposed through incineration, releasing no toxic emissions.

AVAILABLE HOLDERS:

- ▶ Table holder



- ▶ Trolley holder



SAFETY INFORMATION:

- ▶ Use the product only with the provided lid
- ▶ Do not use the product before fitting the lid
- ▶ Do not attempt to rescue objects already in the container
- ▶ Respect the filling level indicated on the container
- ▶ Do not try to reopen the container once permanently closed